

AABP Gateway Gala and Dinner

Saturday, September 22, 2012
Montreal, Quebec, Canada

Cattle Production Veterinarian Hall of Fame Awards

John Herrick, DVM and Jim Jarrett, DVM, were posthumously honored as distinguished inductees to the Cattle Production Veterinarian Hall of Fame (CPVHOF), sponsored by the American Association of Bovine Practitioners (AABP), Academy of Veterinary Consultants (AVC), Bovine Veterinarian, Merck Animal Health and Osborn-Barr, an agricultural marketing and communications company. Drs. Herrick and Jarrett were honored September 22 at the 45th Annual AABP Conference in Montreal.

"These two men have set an admirable example of leadership and dedication to the cattle industry," said Mark Spire, DVM, technical services manager for Merck Animal Health and emcee for the event. "We are honored to recognize them with such a prestigious award."

CPVHOF celebrates the rich traditions of American cattle production veterinary medicine by honoring the extraordinary men and women who have made lasting contributions to their profession. Inductees are true pioneers whose achievements span their entire careers. They are selected by their peers, including members of the AABP and AVC.



Jim Jarrett, DVM, was posthumously inducted into the Cattle Production Veterinarian Hall of Fame. Bob Smith, DVM, presented the award to Dr. Jarrett's family. Dr. Smith is pictured (left to right) with Dr. Jarrett's daughter, Joy Jarrett, with her 9-year-old son, Adam Shealy; and, Dr. Jarrett's son, Robert Jarrett, MD, with his wife, Tina, and daughters: 3-month-old Emilia; 13-year-old Elizabeth; and, 11-year-old Gabrielle.



John Herrick, DVM, was posthumously inducted into the Cattle Production Veterinarian Hall of Fame. W. Mark Hilton, DVM, presented the award to Dr. Herrick's family. Dr. Hilton is pictured (left to right) with Dr. Herrick's son and daughter, Jim Herrick and Joyce Rodenborn.

Jim Jarrett, DVM, of Rome, GA, was a world-renowned dairy expert who focused on milk quality, dairy nutrition and reproductive management. He also co-founded the AABP Quality Milk Pre-conference Seminar. Jarrett passed away in 2005 at the age of 69. Good friend and former AABP President Bob Smith, DVM, Stillwater, Okla., presented the award to Jarrett's son, Robert Jarrett, MD, and daughter Joy Jarrett. "Jim was an

The 2012 beef inductee, John Herrick, DVM, of Paradise Valley, AZ, is well-known in the beef industry as the "father of preconditioning." He pioneered the concept of preconditioning programs for weaned calves and is known for his work on brucellosis and mastitis control.

A 1946 Iowa State University veterinary graduate, Herrick served 35 years as a professor of Veterinary Clinical Sciences and Extension at the College of Vet-

expert in just about everything he set his mind to do, but his specialties were milk quality, dairy nutrition and reproductive management,” Smith said at the conference’s closing night gala and induction ceremony sponsored by Merck. “He actually began his professional career at the Williams Animal Clinic in Rome, and then worked for The Georgia Department of Agriculture, where he helped establish one of the nation’s first milk quality programs, then he established his own exclusive dairy practice. Jim understood diseases well, but also knew that a holistic approach to disease control and production was imperative,” Smith added. “That understanding was one of the cornerstones of his success, and he had the supporting business and people skills to deliver the whole package.” Among other veterinary organizations, Jarrett’s involvement with AABP was legendary, first from being a director, to president in 1978, co-founding the AABP Milk Quality Pre-Convention Seminar, and serving as the AABP executive vice-president from 1993 to his medical retirement in early 2005. He received the AABP Bovine Practitioner of the Year, the Amstutz-Williams Award, and the Georgia Veterinary Medical Association Veterinarian of the Year among others. Jarrett took great pride in veterinary medicine, but family was the most important thing in his life. He was married to his wife Margaret for more than 45 years, and had two children, Joy and Robert. “In my mind, Jim followed his own advice,” Smith said. “Prioritize God, family, country and veterinary medicine. He tried to separate different from wrong, and he looked for the good in others.” - See more at: <http://www.bovinevetonline.com/bv-magazine/Cattle-Production-Veterinarian-HOF-inducts-Herrick-and-Jarrett-177304381.html#sthash.x1FC476A.dpuf>.

A copy of the complete introductory remarks for Dr. Jarrett is available upon request from Kelli Jo Carrier (kellijo.vmpubco@gmail.com).

erinary Medicine at ISU. Herrick was a past president of the American Veterinary Medical Association (AVMA) and the Iowa Veterinary Medical Association. He also served on the AVMA Continuing Education Advisory Committee, and practiced veterinary medicine until his death in 2007 at age 87. Herrick was also a recipient of the AABP Practitioner of the Year Award, and was instrumental in helping to start the American Association of Swine Veterinarians, National Mastitis Council and The Society for Theriogenology.



W. Mark Hilton, DVM, Dipl. ABVP, Purdue University, presented the award to Herrick’s daughter Joyce Rodenborn and son Jim Herrick.



Hilton recounted that as a young veterinarian practicing in DeWitt, Iowa, he was encouraged by his boss to call Herrick on several occasions and ask his advice on different matters. “I asked my question and he answered me like a colleague,” Hilton said. “That was a big deal for me as a newly minted DVM.”

Though he worked in many areas, Herrick is best known as “The Father of Preconditioning” and he was passionate about that program. “After much work and great resistance, Dr. Herrick’s preconditioning program became a success,” noted Hilton. “The first year, 350,000 calves were preconditioned in Iowa. A few years later 800,000 were preconditioned – over half the calves in the state.”

Herrick has 14 children, 26 grandchildren and 18 great-grandchildren. His daughter, Joyce Rodenborn, and son, Jim Herrick, accepted the award on Herrick’s behalf. See more at: <http://www.bovinevetonline.com/bv-magazine/Cattle-Production-Veterinarian-HOF-inducts-Herrick-and-Jarrett-177304381.html?page=2#sthash.EZGpauVw.dpuf>.



A copy of the complete introductory remarks for Dr. Herrick is available upon request from Kelli Jo Carrier (kellijo.vmpubco@gmail.com).








(Photos and narratives courtesy of Osborn-Barr and *The Bovine Veterinarian*.)

Exhibits




© Copyright American Association of Bovine Practitioners; open access distribution.



THE AMERICAN ASSOCIATION OF BOVINE PRACTITIONERS

would like to express special appreciation to the following for their generous financial support of the 45th Annual Conference.



Diamond V





ZUPREVO™ 18%

(tildipirosin)

Injectable Solution for Cattle

ANTIMICROBIAL DRUG

180 mg of tildipirosin/ml.
For subcutaneous injection in beef and non-lactating dairy cattle only.

Not for use in female dairy cattle 20 months of age or older or in calves to be processed for veal.

CAUTION: Federal (USA) law restricts this drug to use by or on the order of a licensed veterinarian.

BRIEF SUMMARY: for full prescribing information use package insert.

INDICATIONS: Zuprevo™ 18% is indicated for the treatment of bovine respiratory disease (BRD) associated with *Mannheimia haemolytica*, *Pasteurella multocida*, and *Histophilus somni* in beef and non-lactating dairy cattle, and for the control of respiratory disease in beef and non-lactating dairy cattle at high risk of developing BRD associated with *M. haemolytica*, *P. multocida*, and *H. somni*.

WARNINGS: FOR USE IN ANIMALS ONLY. NOT FOR HUMAN USE. KEEP OUT OF REACH OF CHILDREN. TO AVOID ACCIDENTAL INJECTION, DO NOT USE IN AUTOMATICALLY POWERED SYRINGES WHICH HAVE NO ADDITIONAL PROTECTION SYSTEM. IN CASE OF HUMAN INJECTION, SEEK MEDICAL ADVICE IMMEDIATELY AND SHOW THE PACKAGE INSERT OR LABEL TO THE PHYSICIAN.

Avoid direct contact with skin and eyes. If accidental eye exposure occurs, rinse eyes with clean water. If accidental skin exposure occurs, wash the skin immediately with soap and water. Tildipirosin may cause sensitization by skin contact.

For technical assistance or to report a suspected adverse reaction, call: 1-800-219-9286.

For customer service or to request a Material Safety Data Sheet (MSDS), call: 1-800-211-3573. For additional Zuprevo 18% information go to www.zuprevo.com.

For a complete listing of adverse reactions for Zuprevo 18% reported to CVM see: <http://www.fda.gov/AnimalVeterinary/SafetyHealth>.

DO NOT USE ZUPREVO 18% IN SWINE.

Fatal adverse events have been reported following the use of tildipirosin in swine. NOT FOR USE IN CHICKENS OR TURKEYS.

RESIDUE WARNING: Cattle intended for human consumption must not be slaughtered within 21 days of the last treatment. Do not use in female dairy cattle 20 months of age or older. Use of this drug product in these cattle may cause milk residues. A withdrawal period has not been established in pre-ruminating calves. Do not use in calves to be processed for veal.

PRECAUTIONS: The effects of Zuprevo 18% on bovine reproductive performance, pregnancy and lactation have not been determined. Swelling and inflammation, which may be severe, may be seen at the injection site after administration. Subcutaneous injection may result in local tissue reactions which persist beyond the slaughter withdrawal period. This may result in trim loss of edible tissue at slaughter.

Made in Germany
Distributed by: Intervet Inc d/b/a
Merck Animal Health, Summit,
NJ 07901 Copyright © 2011.
Intervet Inc., a subsidiary
of Merck & Co. All rights reserved.



THE DAYS OF BRD ARE NUMBERED*

Introducing Zuprevo™ (tildipirosin) Antibiotic

Zuprevo concentrates at the site of the action—in the lungs—for 28 days¹. Plus, Zuprevo is absorbed rapidly, reaching peak plasma concentrations in just 45 minutes. With Zuprevo, you're in control of BRD.

See your veterinarian to prescribe new Zuprevo antibiotic to treat BRD and to control respiratory disease in cattle at high risk of developing BRD. Visit usa.zuprevo-cattle.com for more information.

*The correlation between pharmacokinetic data and clinical effectiveness is unknown.
¹Menge, M. et al., Pharmacokinetics of tildipirosin in bovine plasma, lung tissue, and bronchial fluid (from live, non-anesthetized cattle). J Vet Pharm Therap. Doj: 10.1111/J. 1365-2885, 2011. 1349.x.

IMPORTANT SAFETY INFORMATION: DO NOT USE Zuprevo 18% IN SWINE. Not for use in chickens and turkeys. Cattle intended for human consumption must not be slaughtered within 21 days of treatment. Do not use in female dairy cattle 20 months of age or older or in calves to be processed for veal. A withdrawal period has not been established for this product in pre-ruminating calves. The effects on bovine reproductive performance, pregnancy and lactation have not been determined. Swelling and inflammation, which may be severe, may be seen at the injection site after administration. Subcutaneous injection may result in local tissue reactions which persist beyond slaughter withdrawal period. Full product information available on adjacent page.





IF SHE CAN'T STAY PREGNANT, WHAT ELSE WILL SHE DO?

Bovi-Shield
GOLD[®] HB

Keep your cows pregnant and on the job. BOVI-SHIELD GOLD FP[®] 5 L5 HB* is the only viral combination vaccine to prevent Lepto hardjo-bovis for a full 365 days. Ask your veterinarian or Zoetis representative how to protect her pregnancy, your reproductive program and your bottom line. Visit bovishieldgold.com to learn more.

*Do not use in pregnant cattle (abortions can result) unless they were vaccinated, according to label directions, with any BOVI-SHIELD GOLD FP or PREGGUARD GOLD FP vaccine prebreeding initially and within 12 months thereafter. Do not use in calves nursing pregnant cows unless their dams were vaccinated within the past 12 months as described above. **To help ensure safety in pregnant cattle, heifers must receive at least 2 doses of any BOVI-SHIELD GOLD FP or PREGGUARD GOLD FP vaccine with the second dose administered approximately 30 days prebreeding.**

DAIRY WELLNESS MAKES A DIFFERENCE™

zoetis