

# RESFLOR GOLD® (florfenicol and flunixin meglumine) | Intervet/Merck Animal Health

**PRODUCT INFORMATION**  
Antimicrobial/Non-Steroidal Anti-Inflammatory Drug  
Approved by FDA under NADA # 141-299  
300 mg/16.5 mg/mL | Sterile


For subcutaneous use in beef and non-lactating dairy cattle only. Not for use in female dairy cattle 20 months of age or older or in calves to be processed for veal.

**CAUTION:** Federal law restricts this drug to use by or on the order of a licensed veterinarian.

**DESCRIPTION:** RESFLOR GOLD® is indicated for treatment of bovine respiratory disease (BRD) associated with *Mannheimia haemolytica*, *Pasteurella multocida*, *Histophilus somni*, and *Mycoplasma bovis*, and control of BRD-associated pyrexia in beef and non-lactating dairy cattle.

**INDICATION:** RESFLOR GOLD® is indicated for treatment of bovine respiratory disease (BRD) associated with *Mannheimia haemolytica*, *Pasteurella multocida*, *Histophilus somni*, and *Mycoplasma bovis*, and control of BRD-associated pyrexia in beef and non-lactating dairy cattle.

**DOSE AND ADMINISTRATION:** RESFLOR GOLD® should be administered once by subcutaneous injection at a dose rate of 40 mg florfenicol/kg body weight and 2.2 mg flunixin/kg body weight (6 mL/100 lb). Do not administer more than 10 mL at each site. The injection should be given only in the neck. Injection sites other than the neck have not been evaluated. For the 500 mL vial, do not puncture the stopper more than 20 times.

RESFLOR GOLD® Dosage Guide*		
Animal Weight (lbs)	DOSAGE (mL)	Recommended Injection Location
100	6.0	
200	12.0	
300	18.0	
400	24.0	
500	30.0	
600	36.0	
700	42.0	
800	48.0	
900	54.0	
1000	60.0	

\*Do not administer more than 10 mL at each site.

**CONTRAINDICATIONS:** Do not use in animals that have shown hypersensitivity to florfenicol or flunixin.

**WARNINGS: NOT FOR HUMAN USE. KEEP OUT OF REACH OF CHILDREN.** This product contains material that can be irritating to skin and eyes. Avoid direct contact with skin, eyes, and mucous membranes. In case of accidental eye exposure, flush with water for 15 minutes. In case of accidental skin exposure, wash with soap and water. Remove contaminated clothing. Consult a physician if irritation persists. Accidental injection of this product may cause local irritation. Consult a physician immediately. The Safety Data Sheet (SDS) contains more detailed occupational safety information. For customer service, adverse effects reporting, and/or a copy of the SDS, call 1-800-211-3573. For additional information about adverse drug experience reporting for animal drugs, contact FDA at 1-888-FDAVETS, or http://www.fda.gov/reportanimalae.

**PRECAUTIONS:** As a class, cyclo-oxygenase inhibitory NSAIDs may be associated with gastrointestinal, renal, and hepatic toxicity. Sensitivity to drug-associated adverse events varies with the individual patient. Patients at greatest risk for adverse events are those that are dehydrated, on diuretic therapy, or those with existing renal, cardiovascular, and/or hepatic dysfunction. Concurrent administration of potentially nephrotoxic drugs should be carefully monitored. NSAIDs may inhibit the prostaglandins that maintain normal homeostatic function. Such anti-prostaglandin effects may result in clinically significant disease in patients with underlying or pre-existing disease that have not been previously diagnosed. Since many NSAIDs possess the potential to produce gastrointestinal ulceration, concomitant use of RESFLOR GOLD® with other anti-inflammatory drugs, such as NSAIDs or corticosteroids, should be avoided or closely monitored.

Flunixin is a cyclo-oxygenase inhibitory NSAID, and as with others in this class, adverse effects may occur with its use. The most frequently reported adverse effects have been gastrointestinal signs. Events involving suspected renal, hematologic, neurologic, dermatologic, and hepatic effects have also been reported for other drugs in this class.

Not for use in animals intended for breeding purposes. The effects of florfenicol on bovine reproductive performance, pregnancy, and lactation have not been determined. Toxicity studies in dogs, rats, and mice have associated the use of florfenicol with testicular degeneration and atrophy. NSAIDs are known to have potential effects on both parturition and the estrous cycle. There may be a delay in the onset of estrus if flunixin is administered during the prostaglandin phase of the estrous cycle. The effects of flunixin on imminent parturition have not been evaluated in a controlled study. NSAIDs are known to have the potential to delay parturition through a tocolytic effect.

RESFLOR GOLD®, when administered as directed, may induce a transient reaction at the site of injection and underlying tissues that may result in trim loss of edible tissue at slaughter.

**RESIDUE WARNINGS:** Animals intended for human consumption must not be slaughtered within 38 days of treatment. This product is not approved for use in female dairy cattle 20 months of age or older, including dry dairy cows. Use in these cattle may cause drug residues in milk and/or in calves born to these cows. A withdrawal period has not been established in pre-ruminating calves. Do not use in calves to be processed for veal.

**ADVERSE REACTIONS:** Transient inappetence, diarrhea, decreased water consumption, and injection site swelling have been associated with the use of florfenicol in cattle. In addition, anaphylaxis and collapse have been reported post-approval with the use of another formulation of florfenicol in cattle. In cattle, rare instances of anaphylactic reactions, some of which have been fatal, have been reported, primarily following intravenous use of flunixin meglumine.

**CLINICAL PHARMACOLOGY:** The pharmacokinetics (PK) of florfenicol (Table 1) and flunixin (Table 2) after subcutaneous injection of RESFLOR GOLD® is described below.

**Table 1.** Mean (n=28) pharmacokinetic parameters for florfenicol in cattle after a single subcutaneous administration of RESFLOR GOLD (florfenicol dose of 40 mg/kg BW).

PK Parameter	Mean Florfenicol PK parameters in Cattle					
	AUC <sub>0-1</sub> <sup>1</sup> (ng*hr/mL)	AUC <sub>0-24</sub> <sup>2</sup> (ng*hr/mL)	C <sub>max</sub> <sup>3</sup> (ng/mL)	T <sub>max</sub> <sup>4</sup> (hr)	T <sub>1/2</sub> <sup>5</sup> (hr)	MRT <sub>0-∞</sub> <sup>6</sup> (hr)
Mean	242527	247577	11115	6.25	28.5	27.3
SD <sup>7</sup>	42741	41381	4194	3.87	9.91	11.6

**Table 2.** Mean (n=28) pharmacokinetic parameters for flunixin in cattle after a single subcutaneous administration of RESFLOR GOLD® (flunixin dose of 2.2 mg/kg BW).

PK Parameter	Mean Flunixin PK parameters in Cattle					
	AUC <sub>0-1</sub> <sup>1</sup> (ng*hr/mL)	AUC <sub>0-24</sub> <sup>2</sup> (ng*hr/mL)	C <sub>max</sub> <sup>3</sup> (ng/mL)	T <sub>max</sub> <sup>4</sup> (hr)	T <sub>1/2</sub> <sup>5</sup> (hr)	MRT <sub>0-∞</sub> <sup>6</sup> (hr)
Mean	13370	14448**	1913	1.14	9.5**	11.4
SD <sup>7</sup>	4964	5116	791	0.97	3.27	4.41

<sup>1</sup>AUC<sub>0-1</sub> = Area under the plasma-concentration-time curve (AUC) from time zero to the last quantifiable concentrations  
<sup>2</sup>AUC<sub>0-24</sub> = AUC from time zero to infinity  
<sup>3</sup>C<sub>max</sub> = Maximum plasma concentration  
<sup>4</sup>T<sub>max</sub> = Time at which C<sub>max</sub> was observed  
<sup>5</sup>T<sub>1/2</sub> = Terminal elimination half-life  
<sup>6</sup>MRT<sub>0-∞</sub> = Mean residence time from time zero to infinity  
<sup>7</sup>SD = Standard deviation  
<sup>\*\*</sup>n=27

**MICROBIOLOGY:** Florfenicol is a synthetic, broad-spectrum antibiotic active against many Gram-negative and Gram-positive bacteria isolated from domestic animals. It acts by binding to the 50S ribosomal subunit and inhibiting bacterial protein synthesis. Florfenicol is generally considered a bacteriostatic drug, but exhibits bactericidal activity against certain bacterial species.

*In vitro* studies demonstrate that florfenicol is active against the BRD pathogens *M. haemolytica*, *P. multocida*, and *H. somni*, and *M. bovis* that florfenicol exhibits bactericidal activity against strains of *M. haemolytica* and *H. somni*.

The minimum inhibitory concentrations (MICs) of florfenicol were determined for non-mycoplasmal BRD isolates obtained from calves enrolled in BRD field studies in the U.S. in 2006 using methods recommended by the Clinical and Laboratory Standards Institute (M31-A2). MICs for *M. bovis* isolates were determined by an accepted method using Heyflick Broth with Alamar Blue (HBA) medium under appropriate control. Isolates were obtained from pre-treatment nasal swabs from all calves enrolled at all four sites, post-treatment nasal swabs from treatment failures in the RESFLOR GOLD® and saline control treatment groups at three sites, and lung tissue from one calf that died in the saline control treatment group. The results are shown in below Table 3.

**Table 3.** Florfenicol MIC values\* of indicated pathogens isolated from cattle with naturally-occurring BRD.

Indicated pathogens	Year of isolation	Number of isolates	MIC <sub>50</sub> ** (µg/mL)	MIC <sub>90</sub> ** (µg/mL)	MIC range (µg/mL)
<i>Mannheimia haemolytica</i>	2006	183	1.0	1.0	0.5 to 32
<i>Pasteurella multocida</i>	2006	139	0.5	0.5	≤0.125 to 16
<i>Histophilus somni</i>	2006	84	≤0.125	≤0.125	≤0.125 to 0.25
<i>Mycoplasma bovis</i>	2006	60	1.0	1.0	0.5 to 1.0

\*The correlation between *in vitro* susceptibility data and clinical effectiveness is unknown.

\*\*The lowest MIC to encompass 50% and 90% of the most susceptible isolates, respectively.

**EFFECTIVENESS:** In a multi-site field study, calves with naturally-occurring BRD were treated with RESFLOR GOLD®, Nulfor Gold (NADA 141-265), or saline. A treatment success was defined as a calf with normal respiration to mild respiratory distress, normal attitude to mildly depressed, and a rectal temperature < 104.0°F on Day 11.

The treatment success rate for BRD for the RESFLOR GOLD® treatment group (68.4%) was statistically significantly greater (p = 0.0255) compared to the saline control treatment group (42.9%). RESFLOR GOLD was non-inferior to Nulfor Gold for the treatment of BRD, with a one-sided 95% lower confidence bound for the difference between the two treatments equal to -13.2%.

In the same study, the change in rectal temperature from pre-treatment to six hours post-treatment was evaluated to determine the effectiveness of RESFLOR GOLD® for the control of BRD-associated pyrexia. The proportion of calves whose rectal temperatures decreased by ≥2.0°F from pre-treatment to six hours post-treatment was statistically significantly greater (p = 0.0019) in the RESFLOR GOLD® treatment group compared to the saline control treatment group. The mean decrease in rectal temperature from pre-treatment to six hours post-treatment was statistically significantly greater in the RESFLOR GOLD® treatment group compared to the Nulfor Gold and saline control treatment groups (p = 0.0031 and 0.0002, respectively).

The effectiveness of RESFLOR GOLD® for the treatment of BRD associated with *Mycoplasma bovis* was demonstrated by examining the *M. bovis* data from cattle enrolled in the BRD treatment study described above. There were numerically more treatment successes (6 of 8 calves, 75%) than treatment failures (2 of 8 calves, 25%) in RESFLOR GOLD®-treated calves that cultured positive for *M. bovis* pre-treatment.

**ANIMAL SAFETY:** A target animal safety study was conducted to evaluate the effects of RESFLOR GOLD® when administered to cattle subcutaneously at 1X, 3X, or 5X the labeled dose for three consecutive days (3D) (the labeled duration). Decreased feed and water consumption, and decreased body weights (secondary to decreased feed consumption) were observed in the 1X, 3X, and 5X groups. Injection site swellings were noted in the 1X, 3X, and 5X groups.

A separate injection site study was conducted in cattle. The study demonstrated that RESFLOR GOLD®, when administered according to the label directions, may induce a transient local reaction in the subcutaneous and underlying muscle tissue.

**STORAGE INFORMATION:** Do not store above 30°C (86°F). Use within 28 days of first use.

**HOW SUPPLIED:** RESFLOR GOLD® is available in 100, 250, and 500 mL sterile, multiple-dose, glass vials.

Formulated in Germany, Intervet Inc. (d/b/a Merck Animal Health), 2 Giralda Farms, Madison, NJ 07940

Copyright © 2022 Merck & Co., Inc., Rahway, NJ, USA and its affiliates. All rights reserved

Rev. 11/22




100mL Multiple-Dose Vial 397356 R2; 250mL Multiple-Dose Vial 385832 R2; 500mL Multiple-Dose Vial 398670 R2

CPN: 1047298.4

# Manage Your Risk

Shift the odds on BRD recovery with **Resflor Gold<sup>®</sup>**  
(Florfenicol and Flunixin Meglumine)

Choosing Resflor Gold as your first respiratory disease (BRD) treatment:

-  Is shown to **reduce mortality by nearly 50%** compared to Norfenicol<sup>®</sup> (florfenicol)<sup>1</sup>
-  Delivers **visible recovery within six hours**
-  **Reduces fever and targets infection** with dual-therapy action



Don't gamble with BRD treatment. Bet on gold. **Watch Resflor Gold go to work against BRD.**

<sup>1</sup>Merck Animal Health. 2025. Comparison of RESFLOR GOLD<sup>®</sup> to Norfenicol for Treatment of Bovine Respiratory Disease in Holstein Steers Following Metaphylaxis with Tulathromycin. Final Study Report.

**IMPORTANT SAFETY INFORMATION:** Not for use in humans. Keep out of reach of children. Do not use in animals that have shown hypersensitivity to florfenicol or flunixin. Avoid direct contact with skin, eyes and clothing as product contains materials that can be irritating. Animals intended for human consumption must not be slaughtered within 38 days of treatment. This product is not approved for use in female dairy cattle 20 months of age or older, including dry dairy cows. Use in these cattle may cause drug residues in milk and/or in calves born to these cows. A withdrawal period has not been established in pre-ruminating calves. Do not use in calves to be processed for veal. Not for use in animals intended for breeding purposes. See package insert for complete information.

MAHCattle.com • 800-521-5767 • Copyright © 2025 Merck & Co., Inc., Rahway, NJ, USA and its affiliates. All rights reserved. All trademarks are property of their respective owners.

US-REF-250800003

