

# Modeling Syngas Generation from Co-Gasification of Refuse-Derived Fuel and Tire Waste in Fixed Bed Gasifier

Thanh Son Dinh, Trong Quan Tran, Nguyen Phuc Thien Le\*

Laboratory of Biofuel and Biomass Research, Faculty of Chemical Engineering, Ho Chi Minh City University of Technology (HCMUT), VNU-HCM, Ho Chi Minh City, Vietnam.

[phucthien.le@hcmut.edu.vn](mailto:phucthien.le@hcmut.edu.vn)

The objective of this research was to investigate the effects of operating parameters on syngas quality and process performance metrics during the co-gasification of refuse-derived fuel (RDF) and tire waste (TW). This was modeled using simulations by Aspen Plus v10. The influence of gasification temperature, steam flow rate, and air flow rate on syngas composition, lower heating value (LHV), cold gas efficiency (CGE), and syngas yield were thoroughly evaluated. Simulation results revealed an optimal temperature of 700 °C, combined with 0.5 kg/h steam and 0.5 kg/h air flow rates, maximizing the LHV at 17.62 MJ/kg (approximately 14.5 MJ/Nm<sup>3</sup>), CGE at 75.38 %, and the weight of syngas at 1.28 kg/kg. The optimized conditions facilitated a balanced formation of combustible gases while minimizing carbon losses, generating a high-quality syngas with desirable properties from the co-gasification of RDF and TW.

## 1. Introduction

Municipal Solid Waste (MSW) management faces challenges including increasing volume, environmental impact of landfills, and failure to recover resources (Srivastava et al., 2015). Refuse-Derived Fuel (RDF) and tire waste (TW) are two major components of MSW contributing to these issues. While recycling, composting, and anaerobic digestion offer partial solutions, thermal techniques like gasification present significant potential for volume reduction, energy recovery, and pathogen/toxin destruction.

Previous research has explored gasification of RDF and TW separately, with limited studies on their co-gasification. Le Tan et al. (2022) investigated RDF gasification, focusing on syngas composition and energy recovery, but didn't address RDF composition heterogeneity, which significantly impacts gasification performance. Haydary et al. (2023) examined RDF as a feedstock but didn't consider its combination with other waste streams to enhance gasification efficiency. Rogachuk and Okolie (2023) studied tire waste gasification, highlighting its high calorific value and potential as a fuel source, but didn't explore synergistic effects of combining tire waste with other feedstocks.

Co-gasification of RDF and TW in a fixed bed gasifier offers potential advantages, including balanced syngas composition and higher calorific value. However, the literature lacks comprehensive studies on optimal operating conditions for this feedstock combination. Fernandez-Lopez et al. (2017) demonstrated Aspen Plus's utility for gasification process simulation but didn't extend to the complex interactions in RDF and TW co-gasification.

Significant research gaps exist, including limited understanding of RDF-TW synergistic effects during co-gasification, lack of optimization studies for these feedstocks in fixed bed gasifiers, insufficient exploration of feedstock variability impact on gasification performance and syngas quality, and absence of comprehensive techno-economic and environmental assessments for RDF and TW co-gasification systems.

This research aims to fill these gaps by modeling and simulating RDF and TW co-gasification in a fixed bed gasifier using Aspen Plus. Primary objectives include optimizing syngas quality by evaluating critical parameters like gasification temperature and equivalence ratio, enhancing process efficiency through maximizing syngas yield, lower heating value, and cold gas efficiency, and identifying the optimal operating regime balancing syngas quality and overall process efficiency.

The study's novelty includes developing a comprehensive Aspen Plus model for RDF and TW co-gasification, accounting for complex feedstock interactions, identifying optimal operating conditions, analyzing synergistic



Table 2: Simulation Parameters for co-gasification RDF and TW

Block	Module	Describe and Reaction	ref
DRYING	RStoic	Simulates drying by quantifying water removal from RDF and TW based on reaction equations (Eq(2) and Eq(3)).	-
		$WT \rightarrow 0.0709 H_2O$	(2)
		$RDF \rightarrow 0.0552 H_2O$	(3)
MOIS-SEP	SSplit	Separates water from the feed stream after drying	-
		NC split fraction = 1	(4)
PYROLYSI	RYield	Simulates pyrolysis/devolatilization of RDF and TW, with products like $H_2$ , $N_2$ , $O_2$ , $H_2O$ , S determined by mass yield coefficients (Eq(5) - Eq(9)).	-
		$C (CISOLID) \rightarrow 0.9619$	(5) (Parthasarathy
		$H_2 \rightarrow 0.1405$	(6) and Sheeba,
		$N_2 \rightarrow 0.0108$	(7) 2015)
		$O_2 \rightarrow 0.3908$	(8)
		$H_2O \rightarrow 0.7262$	(9)
COMBUST	RGibbs	Simulates combustion process assuming equilibrium reactions.	-
		Simulates tar cracking reactions during gasification, with reactions defined (Eq(10) - Eq(17)).	-
TAR-SEP	FSplit	$C_{10}H_8 + 4H_2O \rightarrow C_6H_6 + 4CO + 5H_2$	(10)
		$C_{10}H_8 + 4.75H_2 \rightarrow 1.25C_6H_6 + 2.5CH_4$	(11)
		$C_7H_8 + H_2 \rightarrow C_6H_6 + CH_4$	(12) (Babatabar, and
		$C_6H_6 + 5H_2O \rightarrow 5CO + 6H_2 + CH_4$	(13) Saidi, 2021)
		$C_8H_{10} + 2H_2O \rightarrow C_6H_6 + 2CO + 4H_2$	(14)
		$C_6H_6O \rightarrow CO + 0.4C_{10}H_8 + 0.15C_6H_6 + 0.1CH_4 + 0.75H_2$	(15)
		$C_9H_8 + 3H_2O \rightarrow C_6H_6 + 3CO + 4H_2$	(16)
		$C_6H_6O + 3H_2O \rightarrow 4CO + 2CH_4 + 2H_2$	(17)
		Simulates combustion and gasification processes assuming equilibrium reactions.	-
		$C + CO_2 \rightarrow 2CO$	(18)
GASIFIER	RGibbs	$C + H_2O \rightarrow CO + H_2$	(19)
		$C + 2H_2O \rightarrow CO_2 + 2H_2$	(20) (Babatabar, and
		$C + 2H_2 \rightarrow CH_4$	(21) Saidi, 2021)
		$H_2 + S \rightarrow H_2S$	(22) (Sierra et al.,
		$CO + H_2O \rightarrow CO_2 + H_2$	(23) 2021)
		$CH_4 + H_2O \rightarrow CO + 3H_2$	(24)
		$C + O_2 \rightarrow CO_2$	(25)
		$C + 1/2O_2 \rightarrow CO$	(26)
ASH-SEP	SSplit	Separates ash from the feed stream after pyrolysis.	-
		CISOLID split fraction = 1	(27)
		NC split fraction = 1	(28)

The key reactions considered were the drying, pyrolysis, and gasification reactions, with their stoichiometric coefficients determined based on the feedstock composition and gasifying agent, all reactions have been described from Eq(2) to Eq(28).

The simulation parameters were set to investigate the effects of varying steam and air flows and temperature on the syngas composition, LHV, and CGE.

### 2.3 Calculation formula

The lower heating value of syngas ( $LHV_{syngas}$ ) is the caloric of the syngas product calculated by the heat multiplied by the composition of the component gases (Le Tan et al., 2022).  $LHV_{syngas}$  was determined by Eq(29).

$$LHV_{syngas} = 10.7H_2 \% + 12.6.CO \% + 35.8CH_4 \% (MJ/kg) \quad (29)$$

Cold gas efficiency (CGE) is the percentage of the energy of syngas at standard temperature conditions compared to the energy of biomass in theory. CGE was calculated in Eq(30) (Shahadat Hossain, 2022).

$$CGE = \omega(LHV_{syngas}/LHV).100 (\%) \quad (30)$$

Where  $\omega$  is the weight of syngas production (including the weights of the gases CO, CH<sub>4</sub>, and H<sub>2</sub>) per the dry mixed RDF and TW.

### 3. Results and discussions

#### 3.1 Effect of Gasification Temperature on Co-gasification of RDF and TW

The gasification temperature exerts a significant influence on the syngas composition, lower heating value (LHV, in MJ/kg, and CGE during the co-gasification of RDF and TW (Figure 2 and Figure 3).

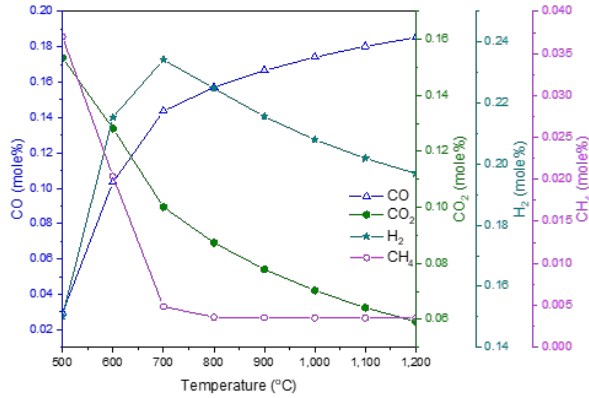


Figure 2: Syngas composition (mole%) at different gasification temperatures with 2 kg/h stream flow and 2 kg/h air flow

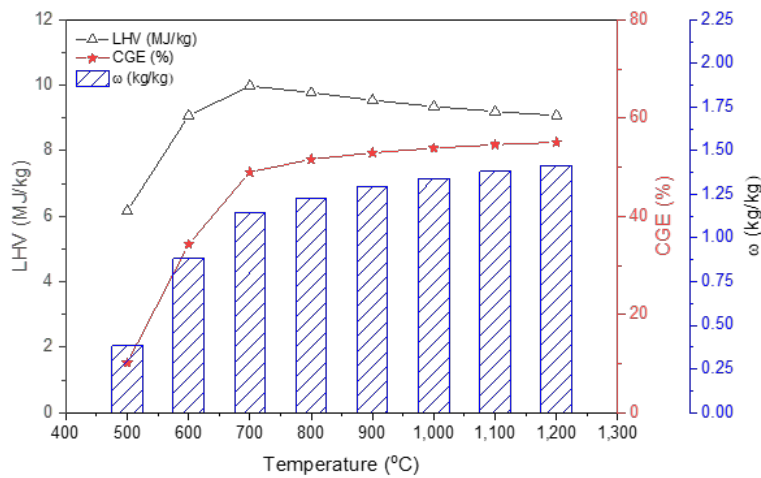


Figure 3: LHV, and CGE at different gasification temperatures with 2 kg/h stream flow and 2 kg/h air flow

The simulation results highlight the significant influence of temperature on syngas composition, LHV, CGE, and  $\omega$  during the co-gasification process of RDF and TW. As temperature increases from 500 °C to 700 °C, the volume fractions of desirable combustible gases CO and H<sub>2</sub> rise substantially, reaching maximum of 0.14 and 0.23 mole% at 700 °C. The mole fractions of CO<sub>2</sub> and CH<sub>4</sub> decrease from 0.15 to 0.10 and 0.037 to 0.0048 mole% over this temperature range. This behavior stems from favorable high-temperature gasification reactions like water-gas shift, methane reforming, and Boudouard reactions promoting CO and H<sub>2</sub> formation while consuming CO<sub>2</sub>, CH<sub>4</sub>, and solid carbon. The LHV and CGE mirror this trend, peaking at 9.98 MJ/kg and 48.98 % at 700 °C due to increased combustible gas concentrations before declining at higher temperatures from excessive oxidation. Moreover, the syngas production weight ( $\omega$ ) shows a continuous rise from 0.38 kg/kg at 500 °C to 1.41 kg/kg at 1,200 °C (Figure 3), indicating higher solid-to-gas conversion at elevated temperatures. Ultimately, 700 °C emerges as the optimal temperature balancing syngas quality, energy density, process efficiency, and production yield during RDF and TW co-gasification.

### 3.2 Effect of Gasifying Agents on co-gasification RDF and TW

The Figure 4 presents the effect of varying the steam flow and air flow on the syngas composition, LHV, and CGE during the co-gasification of RDF and TW in a gasifier at 700°C.

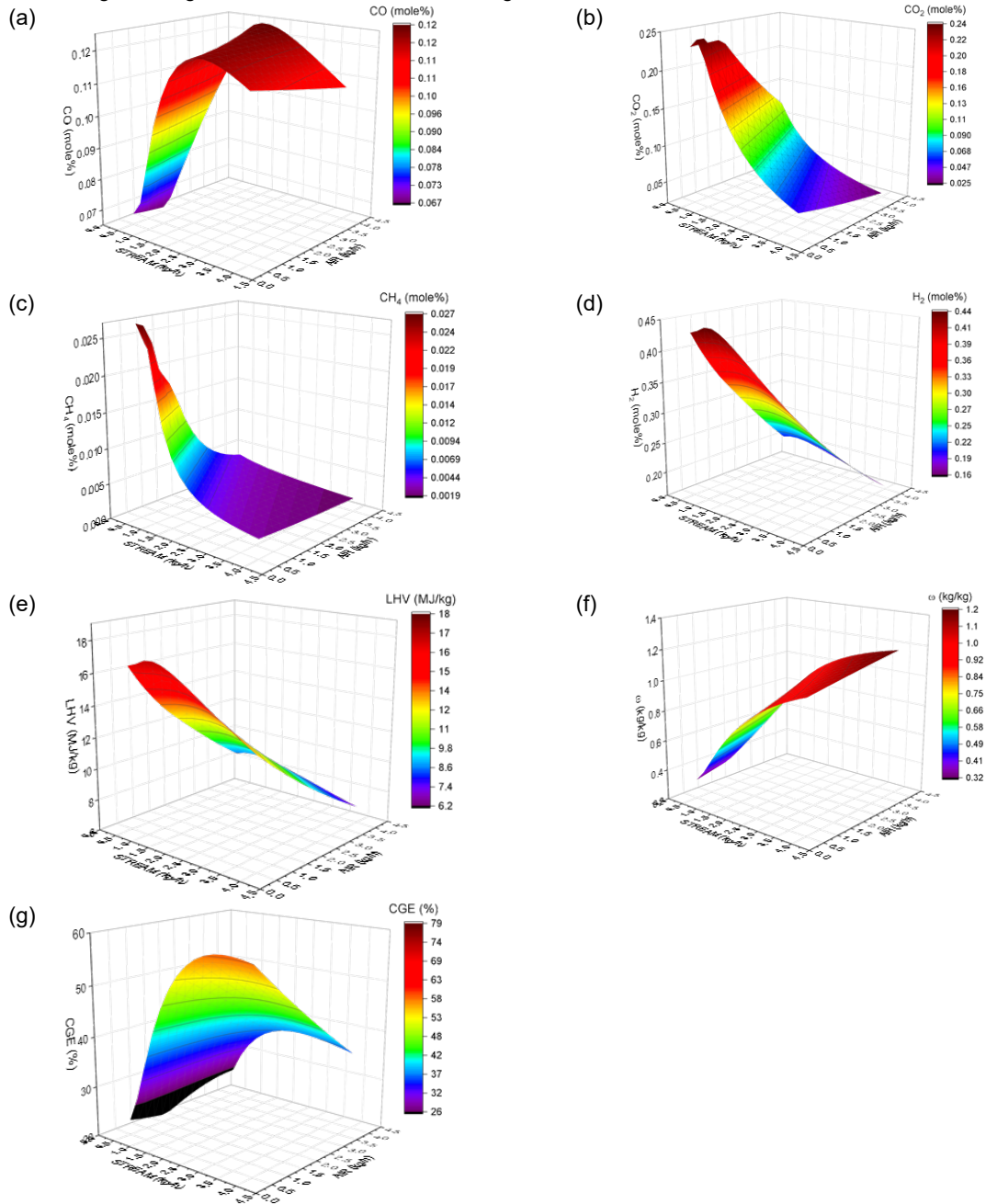


Figure 4: Effects of Steam Flow and Air Flow on Syngas Composition and Performance Metrics during Co-Gasification of RDF and TW. (a) CO Composition, (b) CO<sub>2</sub> Composition, (c) CH<sub>4</sub> Composition, (d) H<sub>2</sub> Composition, (e) LHV, and (f)  $\omega$  and CGE

As the steam flow rate increases, the mole fractions of CO and H<sub>2</sub> in the syngas increase due to the promotion of the water-gas shift reaction (Eq(23)) and steam reforming reactions (Eq(24)). At an air flow rate of 0.5 kg/h, the CO mole fraction rises from 0.21 to 0.27 mole% as the steam flow rate increases from 0.5 to 2 kg/h, while the H<sub>2</sub> mole fraction increases from 0.41 to 0.47 mole% over the same range. The air flow rate increases, the mole fractions of CO and H<sub>2</sub> initially rise due to the partial oxidation of the feedstock, promoting reactions like Eq(25) and Eq(26). Beyond a certain air flow rate, the mole fractions start decreasing as the excess air oxidizes more CO and H<sub>2</sub> to CO<sub>2</sub> and H<sub>2</sub>O. This trend is evident at a steam flow rate of 1.5 kg/h, where the CO mole

fraction increases from 0.14 to 0.20 mole% as the air flow rate increases from 0.5 to 1 kg/h, but then decreases to 0.05 mole% as the air flow rate further increases to 4 kg/h.

The LHV, CGE, and weight of syngas production ( $\omega$ ) are also influenced by the steam and air flow rates. An optimal condition of 0.5 kg/h steam flow rate and 0.5 kg/h air flow rate, where the LHV reaches a maximum value of 17.62 MJ/kg, the CGE peaks at 75.38 %, and  $\omega$  is 1.28 kg/kg. This operating condition balances the formation of combustible gases (CO, H<sub>2</sub>, and CH<sub>4</sub>) with minimizing carbon losses, resulting in a high-quality syngas with balanced energy density, process efficiency, and production yield. Assuming typical syngas densities and using the provided mole fractions, the maximum LHV of 17.62 MJ/kg corresponds to approximately 14.5 MJ/Nm<sup>3</sup>. In comparison, Juma Haydary et al. (2023) reported lower heating values of 8.26 MJ/Nm<sup>3</sup> for the dry gasification of RDF and 11.09 MJ/Nm<sup>3</sup> for the wet gasification method. Gang Xiao reported LHV ranges of 4,000–9,000 kJ/Nm<sup>3</sup> (4.0–9 MJ/Nm<sup>3</sup>) for the gasification of tire waste (Xiao et al., 2008). The co-gasification process in this study achieves a significantly higher LHV of approximately 14.5 MJ/Nm<sup>3</sup>, highlighting the advantages of co-gasifying RDF and TW in terms of syngas quality compared to their separate gasification.

#### 4. Conclusions

Co-gasification of RDF and TW at the identified optimal temperature and steam/air flow rates achieved a significantly higher lower heating value and cold gas efficiency compared to separate gasification of RDF and TW. The balanced operating conditions produced a high-quality, energy-dense syngas (LHV of approximately 14.5 MJ/Nm<sup>3</sup>), clearly demonstrating the superior syngas quality attainable through co-gasification. These findings highlight the promising potential of co-gasification as a sustainable energy production route.

#### Acknowledgments

We acknowledge Ho Chi Minh City University of Technology (HCMUT), VNU-HCM for supporting this study (via the decision number 1688/QĐ-ĐHBK, date 25/06/2021).

#### References

- Aspen plus V10, 2017, Aspen Technology Inc., Houston, United States.
- Babatabar M. A., Saidi M., 2021, Hydrogen production via integrated configuration of steam gasification process of biomass and water-gas shift reaction: process simulation and optimization, *International Journal of Energy Research*, 45(13), 19378-19394.
- Fernandez-Lopez M., Pedroche J., Valverde J. L., Sanchez-Silva L., 2017, Simulation of the gasification of animal wastes in a dual gasifier using Aspen Plus®, *Energy Conversion and Management*, 140, 211-217.
- Haydary J., Rapčanová E., Škulec M., 2023, Purification of syngas from Refuse-Derived Fuel (RDF) gasification: Techno-economic analysis, *Thermal Science and Engineering Progress*, 44, 102024.
- Le Tan N. T., Dam Q. P., Mai T. P., Nguyen D. Q., 2021, The Combination of Acidic and Alkaline Pretreatment for a Lignocellulose Material in Simultaneous Saccharification and Fermentation (SSF) Process, *Chemical Engineering Transactions*, 89, 43-48.
- Parthasarathy P., Sheeba K. N., 2015, Combined slow pyrolysis and steam gasification of biomass for hydrogen generation—a review, *International Journal of Energy Research*, 39(2), 147-164.
- Rogachuk B. E., Okolie J. A., 2023, Waste tires based biorefinery for biofuels and value-added materials production, *Chemical Engineering Journal Advances*, 14, 100476.
- Shahadat Hossain M., Kumar D., Paul N., Rahman S.J., Anisur Rahman M., Rakib Uddin M., Pirozzi D., Nazim Uddin M., Yousuf A., 2022, Design and Development of Bubbling Fluidized Bed Gasifier for Non-woody Biomass Gasification, *Chemical Engineering Transactions*, 92, 289-294.
- Sierra V., Ceballos C., Chejne F., 2021, Simulation of thermochemical processes in Aspen Plus as a tool for biorefinery analysis, *CT&F Ciencia, Tecnología y Futuro*, 11(2), 27-38.
- Srivastava V., Ismail S. A., Singh P., Singh R. P., 2015, Urban solid waste management in the developing world with emphasis on India: challenges and opportunities, *Reviews in Environmental Science and Bio/Technology*, 14(2), 317–337.
- TNO (Netherlands), 2022, Tire wastes (#3651), ECN Phyllis classification, Phyllis2, <phyllis.nl/Biomass/View/3651> accessed 31.05.2024
- Xiao G., Ni M., Chi Y., Cen K., 2008, Low-temperature gasification of waste tire in a fluidized bed, *Energy Conversion and Management*, 49(8), 2078-2082.