

Uses of simulation during COVID-19 pandemic: a scoping review

Giulia Mormando,¹ Ilaria Costantini,² Matteo Paganini,³ Anna Vittadello,⁴ Cristian Pinello,⁴ Giulia Tiozzo,⁴ Marco Giglia,⁴ Martina Frigo,⁴ Sofia Pons,⁴ Sandro Savino,⁵ Paolo Navalesi,⁶ Pier Luigi Ingrassia⁷

¹Department of Medicine (DIMED), University of Padova, Italy; ²Department of Emergency And Intensive Care, Ospedale Civile Maggiore Borgo Trento, Italy; ³Department of Biomedical Sciences, University of Padova, Italy; ⁴Emergency Medicine Residency Program, Department of Medicine (DIMED), University of Padova, Italy; ⁵Department of Medicine (DIMED), University of Padova, Italy; ⁶Department of Medicine, University of Padova, Italy; ⁷Centro Professionale Sociosanitario, Centro di Simulazione (CeSi), Lugano, Switzerland

Abstract

Some experts have suggested how to use simulation during the pandemic, and simulation activities were carried out observing COVID-19 restrictions to improve technical and non-technical skills in health professionals. Several papers have been published

Correspondence: Giulia Mormando Department of Medicine (DIMED), University of Padua, Padua, via Giustiniani, 2 – 35128 Padua Italy.
E-mail: giulia.mormando@unipd.it

Key words: COVID-19; healthcare simulation; virtual reality; medical education; technical and non-technical skills.

Contributions: GM, MP, conceived and designed the review, wrote the paper and revised it; IC, conceived and designed the review, analyzed the data, wrote the paper and revised it; AV, CP, GT, MG, MF, SP, analysed the data, revised the article; SS, PLI, wrote and revised the paper; PN, revised the paper. All authors read and approved the final manuscript.

Conflict of interest: the authors declare that they have no competing interests.

Funding: this research did not receive specific grants from funding agencies in the public, commercial or non-profit sectors.

Ethics approval and consent to participate: not applicable.

Availability of data and materials: the datasets generated and during the current study are available in the Supplementary Materials, the other data and materials will be available upon request to the corresponding author.

Received: 9 July 2024.

Accepted: 21 September 2024.

Early view: 15 October 2024.

This work is licensed under a Creative Commons Attribution 4.0 License (by-nc 4.0).

©Copyright: the Author(s), 2024

Licensee PAGEPress, Italy

Emergency Care Journal 2024; 20:12795

doi:10.4081/ecj.2024.12795

Publisher's note: all claims expressed in this article are solely those of the authors and do not necessarily represent those of their affiliated organizations, or those of the publisher, the editors and the reviewers. Any product that may be evaluated in this article or claim that may be made by its manufacturer is not guaranteed or endorsed by the publisher.

on this. Through a retrospective review of the literature, we analyzed studies published during the pandemic to assess how simulation was used during this historical period. We conducted a retrospective review of the literature. The search generated 11,375 records. After removing duplicates, 5431 studies were screened. Of the 643 eligible full-texts, 221 were excluded. A total of 422 articles met the inclusion criteria. Half of the 422 included studies were carried out specifically for COVID-19 (211), while 152 (36%) were carried out during the pandemic but for other reasons. The analysis showed that simulation was used during the pandemic, with clear educational and research objectives. Most of the included studies dealt with COVID-19, focusing on high-acuity and critical scenarios but also including technical and non-technical skills. The experience gained from both “COVID-related” and “During COVID” studies could be applied to other settings in the event of urgent training needed for disasters and to tailor simulation courses for retaining technical skills.

Introduction

At the beginning of the COVID-19 pandemic in early 2020, the clinical characteristics of this new disease were poorly known, as well as procedures to treat patients and prevent contagions among healthcare personnel. Regardless of the income levels of the country, national health systems were diffusely unprepared to face this unprecedented challenge that rapidly depleted resources and resilience.¹ According to the principles of disaster medicine,² several strategies were implemented to reorganize the available personnel and equipment and repurpose structures in an attempt to mitigate the change in care levels from conventional to emergency and crisis.³⁻⁵

In particular, hospitals converted beds for non-urgent activities into COVID-19 wards; as a consequence, the personnel had to be specifically trained. Furthermore, traditional teaching directly at the patient's bedside has no longer been possible to prevent the spread of the disease. For these reasons, simulation became essential, despite simulation centers being closed to avoid spreading the spread of the disease.⁶ Some experts have suggested how to use simulation during the pandemic,⁷ and simulation activities were carried out under COVID-19 restrictions to improve technical and nontechnical skills in health professionals. Several papers have been published detailing the use of simulation during this period. This work aims to analyze such papers and assess how simulation was used in the COVID-19 pandemic.

Materials and Methods

Study design

A scoping review methodology was chosen to evaluate how simulation in healthcare was used during the COVID-19 pandemic, following the Joanna Briggs Institute Reviewers Manual 2020⁸ and the Preferred Reported Items for Systematic Reviews and Meta-Analyses for Scoping Reviews (PRISMA-Scr).⁹

After applying the mnemonic ‘PCC’ (Participants, Concept, Context) to develop the research question, the following inclusion criteria were defined: i) Types of participants: studies describing the use of simulation to train healthcare professionals, personnel involved in simulation training, and healthcare students; ii) Concept: to obtain and describe a perspective on the use of simulation in training healthcare professionals/students/sim trainers during the COVID-19 pandemic; iii) Context: papers detailing the use of simulation during the COVID-19 pandemic in all settings and locations, starting from January 2020 to June 2021; iv) Types of evidence sources: all types of studies reporting data (research studies/original studies) or extensively describing the experience of sim centers.

Search strategy

The search strategy was developed using a combination of subject headings and keywords related to two distinct groups: simulation in healthcare (a) and the COVID-19 pandemic (b). The final search string for MEDLINE can be found in Supplementary Materials, Section 1.

The search was carried out on 30 June 2021 in the following databases: MEDLINE, EMBASE, CINAHL, SCOPUS, Expanded Science Citation Index, Conference Proceedings Citation Index and Cochrane Database of Systematic Reviews (CDSR) (see Supplementary Materials, Section 1, Descriptive document showing the search strategy with results). The results were limited to articles published in English between December 2019 and June 30, 2021. The search was not updated before submitting the manuscript since the number of publications grew exponentially (see Supplementary Materials, Section 2).

After removing duplicates with Zotero 5.0.96.3 (CHNM, George Mason University, Fairfax, VA, USA), two authors (IC, SP) independently scanned the title and abstract of each record for eligibility. Studies that did not meet the criteria were excluded. In case of disagreement, a third opinion was sought (PLI). If available, the full texts of eligible manuscripts were evaluated and included if they met the inclusion criteria.

Data extraction

Six authors (AV, CP, GT, MG, MF, SP) worked in pairs to extract data from the included studies into standard templates. To ensure consistency in the process, all reviewers previously screened and extracted data from 20 selected publications and discussed the results together. Any disagreement was solved with a senior author (PLI, GM, MP).

All data obtained were coded onto a master sheet using a Microsoft Office Excel spreadsheet (Version 2016, Microsoft Corporation, Redmond, WA, USA) and classified into the following topics: i) study general characteristics: publication year, country, type of study, country level of income (according to the “World Bank Country and Lending Groups” classification;¹⁰ ii) relationship with the COVID-19 pandemic: “COVID-related” studies (studies conducted specifically to test procedures or train personnel dealing with the COVID-19 pandemic), or “during COVID”

studies (studies conducted during the pandemic but focused on other diseases or healthcare issues than COVID-19); iii) specific characteristics of the study, according to the conceptual framework proposed by Chiniara *et al.*¹¹ (namely: simulation zone; team composition; types of participants; setting, types of procedures and fidelity; simulation modality configuration; and purposes of the studies (train to clinical management of patients with COVID-19 (scenario), procedural training, test and prepare to face new protocols, test new equipment, latent threats, others); iv) notably, one study could contain one or more investigated features.¹¹

Data were described by their distribution frequency.

Results

Study selection

The search generated 11,375 records. After removing duplicates (5944), 5431 studies were screened. 4788 articles were excluded because they did not meet the inclusion criteria at the first screening. Of the 643 eligible full-texts, 221 were excluded (specific reasons for exclusion are shown in Figure 1). A total of 422 articles met the inclusion criteria.

Study general characteristics

During 2020, 205 (48.6%) records were published, while the remaining 217 (51.4%) were indexed in the first six months of 2021 (see Supplementary Materials, Section 3)

The characteristics of the included studies according to the year of the simulation are shown in Tables 1 and 2.

Some studies may be included in more than one category because they may have different data related to the same category. At the same time, some studies are not included in the table because they may have irrelevant or missing responses to the data analysed.

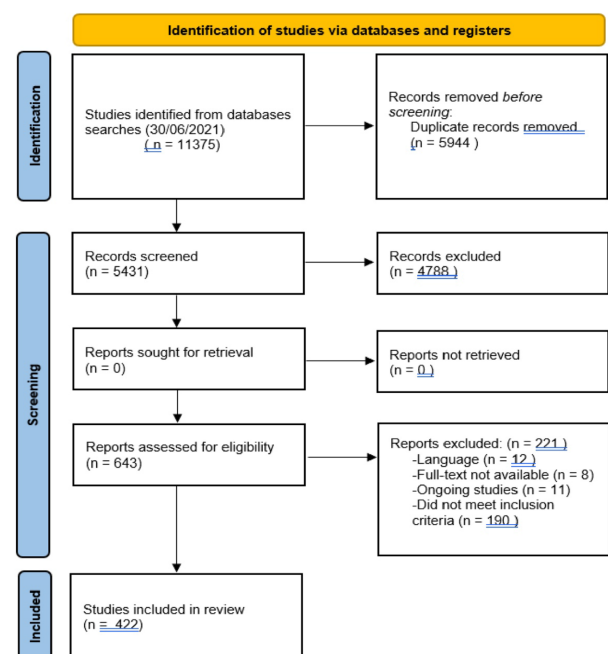


Figure 1. Preferred Reporting Items for Systematic Reviews and Meta-Analyses (PRISMA) flow diagram for study selection.

Relationship with the COVID-19 pandemic

Half of the 422 included studies were carried out specifically for COVID-19 (211), while 152 (36%) were carried out during the pandemic but for other reasons than COVID-19; 59 records (14%) were not classified (opinion papers/editorials).

Specific study features

Tables 1 and 2 also show the specific characteristics of the study in relation to the period of the COVID-19 pandemic. Figure 2 shows the distribution of simulation zones between COVID-related and during COVID studies.

The purposes of the “COVID-related” studies were: “Test a new protocol” (n=62), “Test new equipment” (n=61), “Train clinical management of COVID-19 patients (scenario)” (n=84), and “techniques and procedures” (n=48). The purpose of “During COVID” studies mostly focused on “Techniques and procedures” (n=52) and were marginally dedicated to “Test a new protocol” (n=12) or “Test new equipment” (n=3). The distribution of the sim-

ulation modality between COVID-related studies and during COVID studies is shown in Figure 3 and Figure 4 represents the type of simulator.

Discussion

This scoping review included 422 simulation studies published in the first 18 months of the COVID-19 pandemic (01 January 2020 – 30 June 2021). Interestingly, an exponential increase in published simulation research was observed, probably related to the growing role of simulation science in healthcare as an effective tool to test and implement procedures and safely train personnel(12-13) along with the contingent and urgent need of training despite teaching constraints, as discussed below (see Supplementary Materials, Section 2).

Most of the articles are observational, simulation scenarios, or letters/editorials, with randomised trials comprising only 5.9%.

Table 1. Participants.

	COVID-related (%)	During COVID (%)	Total
Population: status of participants			
Physician (consultant)	127 (81.4)	29 (18.6)	156
Resident	61 (53.5)	53 (46.5)	114
Medical student	18 (27.3)	48 (72.7)	66
Nurse student	12 (40)	18 (60)	30
Nurse	80 (90.9)	8 (9.1)	88
Simulation technician	6 (50)	6 (50)	12
Psychologist	2 (66.6)	1(33.3)	3
Engineer	4 (57.1)	3 (42.9)	7
Pre-hospital Emergency Medicine Team	5 (83.3)	1 (16.7)	6
Interprofessional	43 (87.8)	6 (12.2)	49
Others	55 (70.5)	23 (29.5)	78
Presentation: team composition			
Single discipline	72 (51.1)	69 (48.9)	141
Interdisciplinary / Interprofessional	78 (82.9)	16 (17.1)	94
Actors	16 (76.2)	5 (23.8)	21
Work unit	86 (78.2)	24 (21.8)	110
Others	3 (42.9)	4 (57.1)	7

Table 2. Setting of the included simulation studies.

	COVID-related (%)	During COVID (%)	Total
Location			
In situ	112 (92.6)	9 (7.4)	121
Off-site	37 (36.3)	65 (63.7)	102
Others	6 (27.3)	16 (72.7)	22
Setting			
Emergency Department	44 (95.7)	2 (4.3)	46
Intensive Care Unit	38 (92.7)	3 (7.3)	41
Operating room	30 (78.9)	8 (21.1)	38
Emergency Medical Service	4 (100)	0 (0)	4
Obstetrics & Gynecology	10 (76.9)	3 (23.1)	13
Others	41 (53.9)	35 (46.1)	76
Presentation: fidelity (realism)			
Patient (physical) fidelity	102 (72.9)	38 (27.1)	140
Environment fidelity	81 (85.3)	14 (14.7)	95
Temporal fidelity	22 (73.3)	8 (26.7)	30
Others	20 (40)	30 (60)	50

In this review, a dynamic and coherent use of the simulation emerged between the relationship with COVID-19 and the specific characteristics of the study. Being COVID-19 a high acuity and poorly known disease – with an unpredictable increase in prevalence across countries during 2020 – the “COVID-related” manuscripts consistently reported HALO and HAHO scenarios (Figure 2).¹¹ In the same vein, ‘COVID-related’ studies were mostly used to test new protocols and equipment and to securely train personnel to treat a poorly known disease, to increase patient and personnel safety.¹⁴ This subset of studies primarily trained consultants and not students, probably with the intent to deliver content to those deployed on the frontline against the pandemic. Also, training of interdisciplinary teams in “COVID-related” studies seems to be prioritized; this can be explained through existing studies in the literature suggesting the positive effects of interprofessional simulation on non-clinical outcomes,¹⁵ such as improved teamwork skills¹⁶ or reduction of healthcare personnel infections.¹⁷ Again, simulations in “COVID-related” studies were reproduced in situ, favoring the fidelity of patients and environment to improve COVID-19 patient management in error-prone settings such as EDs, ICUs, and ORs, but also with potential effects on team development as suggested by Martin *et al.*¹⁸

In this review, among “COVID-related” records, the most adopted modality was procedural simulation, in which a simulator allows training specific psychomotor skills and their associated procedures.¹¹ Specifically, the simulations described in the “COVID-related” studies focused on the procedures related to airway management and ventilation, probably due to the peculiar characteristics of COVID-19. Another common simulation modality was the simulated patient; (Chiniara defines the simulated patient as a modality in which an actor, a patient, or a patient simulator plays the role of an actual patient, also called “standardized patient”). This is typically used for training in patient management, clinical diagnosis, and affective objectives,¹¹ with improvements previously registered in learning experience.¹⁹

On the other hand, the 152 studies conducted ‘During-COVID’ have different characteristics. First, it is possible that such a large

amount of published simulated training has been due to restrictions imposed by governments to contain the spread of Sars-CoV-2, specifically by reducing the number of trainees allowed in wards or ambulatory care. Additionally, the “During-COVID” studies were more focused on LAHO, probably to maintain specific skills, as the prevalence of acute presentations in the ED and hospital admissions changed drastically during the first months of each pandemic peak.²⁰

Consistent with the pandemic situation, limiting frontal training, and the need for healthcare professionals, this review found several studies ‘During COVID’ in which the purpose of the simulation was to train techniques and procedures other than COVID-19. The off-site and patient fidelity emerged as the most used in “COVID related” studies, probably because studies concentrated more on developing clinical skills on simulated patients rather than the scenario. Furthermore, the use of computer simulation and vir-

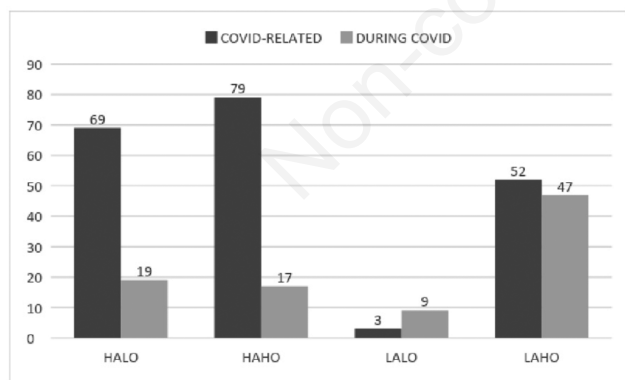


Figure 2. Distribution of simulation zones between COVID-related and during COVID studies. The most common simulation zone among COVID-related studies was HAHO (High Acuity High Opportunity) (37%); the most common simulation zone during COVID studies was LAHO (Low Acuity High Opportunity) (34%). HALO: High Acuity Low Opportunity; LALO: Low Acuity Low Opportunity. Some studies may be included in more than one category because they may have different data related to the same category. At the same time, some studies are not included because they may have irrelevant or missing responses to the analysed data.

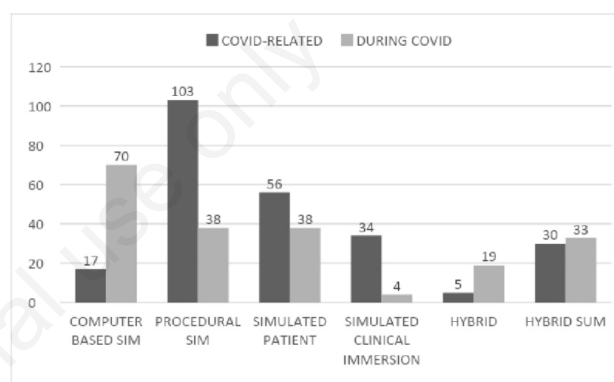


Figure 3. Distribution of the simulation modality between COVID-related studies and during COVID studies. The most common simulation modality among COVID-related studies was procedural simulation (49%) and simulated patient (26%). The most common simulation modality during COVID studies was computer-based simulation (46%), simulated patient (25%), and procedural simulation (25%). Hybrid sum: combined modalities of simulation in multiple sessions of a simulation program. Some studies may be included in more than one category because they may have different data related to the same category. At the same time, some studies are not included because they may have irrelevant or missing responses to the analysed data.

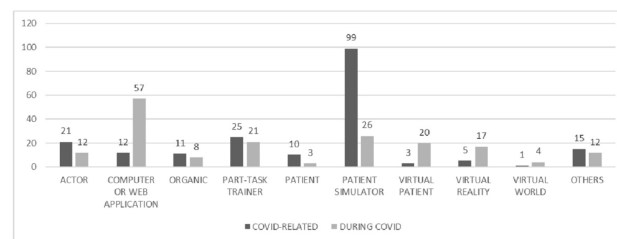


Figure 4. Presentation: simulator type. The most common simulator type among COVID-related studies was patient simulator (47%). The most common simulator type among COVID-studies was computer or web application (37%). Some studies may be included in more than one category because they may have different data referable to the same category. At the same time, some studies are not included because they may have irrelevant or missing responses to the data analyzed.

tual reality has emerged in ‘COVID-related’ studies, opening new ways of teaching, such as individual training and remote training; Such features could have helped healthcare personnel learn or retain technical skills during COVID-19 restrictions, which are enacted differently in all countries. Izzard *et al.*, in their study, analyze how virtual reality can improve the methodologies used for medical training and discuss the implications as tools for teaching, learning, and training.²¹

Conclusions

In conclusion, our analysis showed that simulation was significantly used during the pandemic, with clear educational and research objectives. Most of the included studies dealt with COVID-19, focusing on high-acuity and critical scenarios but also including technical and non-technical skills. The experience gained with both “COVID-related” and “During COVID” studies could be applied to other settings in case of urgent training needed for disasters and to tailor simulation courses for retaining technical skills.

References

1. El Bcheraoui C, Weishaar H, Pozo-Martin F, Hanefeld J. Assessing COVID-19 through the lens of health systems’ preparedness: time for a change. *Glob Health* 2020;16:112.
2. Koenig KL, Lim HCS, Tsai SH. Crisis standard of care: refocusing health care goals during catastrophic disasters and emergencies. *J Exp Clin Med* 2011;3:159–65.
3. Hick JL, Einav S, Hanfling D, et al. Surge capacity principles: care of the critically ill and injured during pandemics and disasters: CHEST consensus statement. *Chest* 2014;146:e1S–e16S.
4. Arabi YM, Murthy S, Webb S. COVID-19: a novel coronavirus and a novel challenge for critical care. *Intensive Care Med* 2020;46:833–6.
5. Madad S, Moskovitz J, Boyce MR, et al. Ready or not, patients will present: improving urban pandemic preparedness. *Disaster Med Public Health Prep* 2021;15:267–70.
6. Ingrassia PL, Ferrari M, Paganini M, Mormando G. Role of health simulation centres in the COVID-19 pandemic response in Italy: a national study. *BMJ Simul Technol Enhanc Learn* 2021;7:379–84.
7. Dieckmann P, Torgeisen K, Qvindelund SA, et al. The use of simulation to prepare and improve responses to infectious disease outbreaks like COVID-19: practical tips and resources from Norway, Denmark, and the UK. *Adv Simul* 2020;5:3.
8. Peters MDJ, Godfrey C, McInerney P, et al. Chapter 11: Scoping reviews - JBI Manual for Evidence Synthesis - JBI Global Wiki. Accessed: 2 August 2023]; Available from: <https://jbi-global-wiki.refined.site/space/MANUAL/4687342/Chapter+11%3A+Scoping+reviews>
9. Tricco AC, Lillie E, Zarin W, et al. PRISMA Extension for scoping reviews (PRISMA-ScR): checklist and explanation. *Ann Intern Med* 2018;169:467–73.
10. World Bank Country and Lending Groups – World Bank Data Help Desk [Internet]. Accessed: 8 October 2022. Available from: <https://datahelpdesk.worldbank.org/knowledgebase/articles/906519-world-bank-country-and-lending-groups>
11. Chiniara G, Cole G, Brisbin K, et al. Simulation in healthcare: a taxonomy and a conceptual framework for instructional design and media selection. *Med Teach* 2013;35:e1380–95.
12. Issenberg SB, McGaghie WC, Petrusa ER, et al. Features and uses of high-fidelity medical simulations that lead to effective learning: a BEME systematic review. *Med Teach* 2005;27:10–28.
13. Martinerie L, Rasoaherinomenjanahary F, Ronot M, et al. Health care simulation in developing countries and low-resource situations. *J Contin Educ Health Prof* 2018;38:205–12.
14. Schmidt E, Goldhaber-Fiebert SN, Ho LA, McDonald KM. Simulation exercises as a patient safety strategy: a systematic review. *Ann Intern Med* 2013;158:426–32.
15. Coyle M, Martin D, McCutcheon K. Interprofessional simulation training in difficult airway management: a narrative review. *Br J Nurs Mark Allen Publ* 2020;29:36–43.
16. George KL, Quatrara B. Interprofessional simulations promote knowledge retention and enhance perceptions of teamwork skills in a surgical-trauma-burn intensive care unit setting. *Dimens Crit Care Nurs DCCN* 2018;37:144–55.
17. Ragazzoni L, Ingrassia PL, Echeverri L, et al. Virtual reality simulation training for ebola deployment. *Disaster Med Public Health Prep* 2015;9:543–6.
18. Martin A, Cross S, Attoe C. The use of in situ simulation in healthcare education: current perspectives. *Adv Med Educ Pract* 2020;11:893–903.
19. Mak MY, Choi YF, Leung N. Learning experience and clinical outcomes with standardized patient simulation: a mixed qualitative and quantitative study. *J Community Health Nurs* 2022;39:193–201.
20. Paganini M, Barbiellini Amidei C, Valastro MF, et al. Adult emergency department visits during the COVID-19 pandemic in Veneto region, Italy: a time-trend Analysis. *Intern Emerg Med* 2022;17:285–9.
21. Izzard SG, Juanes JA, García Peñalvo FJ, et al. Virtual reality as an educational and training tool for medicine. *J Med Syst* 2018;42:50.

Online Supplementary Materials

Section 1. Descriptive document showing the search strategy with results.

Section 2. Bibliometric analysis. The figure shows the number of records identified exclusively with PubMed with the search strategy used for this review. The search period is from January 2020 to December 2021 with a monthly breakdown. As the figure shows, between January 2020 and June 2021, 3184 articles were identified, and between July 2021 and December 2021, 1804 articles were identified. Note that the growth in the number of publications makes it impossible to update the review before publication.

Section 3. Characteristic of the included studies according to the year of the simulation.

Dataset