

# The Practical Application of Twenty-four Seasonal Pulp Painting in Elementary School Teaching

Ting Xiang\*

College of Education and Sports Science, Yangtze University, Jingzhou 434000, China

\* Corresponding author: Ting Xiang (Email: 2337148955@qq.com)

---

**Abstract:** The purpose of this paper is to explore the practical application of twenty-four solar terms pulp painting in elementary school teaching. By introducing the concepts and cultural connotations of the twenty-four solar terms, combined with the age characteristics and aesthetic needs of primary school students, it proposes a method of utilizing papier-mâché paintings in classroom teaching for the creation of solar term themes. This practice can help students increase their understanding of traditional Chinese culture and cultivate their sensitivity to the natural environment and artistic expression ability. The article also discusses how to design specific pulp painting projects that incorporate the characteristics of the twenty-four solar terms, guide students' creative expression in teaching, and demonstrate their understanding and imagination of the festival culture. Finally, it concludes that through the practice of twenty-four seasons pulp painting, it can promote the development of students' comprehensive literacy, while providing an interesting and educational art experience for primary school students.

**Keywords:** Papier-mâché painting, twenty-four seasons, elementary school teaching.

---

## 1. Introduction

The art subject in the context of the new curriculum focuses more and more on the integration of traditional culture and art. As an important part of traditional culture, the twenty-four solar terms are national cultural treasures summarized by Chinese children in their long-term practical life learning, and they bring together the wisdom of our working people and their love of life. Pulp painting as a traditional and expressive art, is to pulp as the main material for the creation of craft relief works of art, is the process of discovering and creating beauty, twenty-four seasons pulp painting into the elementary school art classroom, can let the students in the classroom to immerse in, feel the cultural heritage of China's traditional art, and enhance the students' national cultural self-confidence.

## 2. The Value of Carrying Out Pulp Paintings of the 24 Solar Terms

### 2.1. Fun papier-mâché painting in the context of environmental protection

In recent years, "low-carbon life" has become a lifestyle that people pursue, and elementary school, as the beginning of compulsory education, should develop the awareness of protecting the environment from childhood. Pulp painting is interesting, and its easy accessibility, simplicity and diversity of materials provide rich teaching resources and innovative practice possibilities for the development of aesthetic education in elementary school.

The richness of color, the plasticity of materials and the appreciation of works are in line with the age characteristics and the development of aesthetic and hands-on ability of the lower elementary school. To make paper pulp, we need to use materials such as toilet paper, newspaper, napkins and other common paper as raw materials. Teachers mobilize students to recycle waste paper so that children will combine waste paper and environmental protection, integration of life resources, environmental protection education penetration

into the field of aesthetic education, the teacher is not simply letting students trace, but the combination of pulp production to let students do it themselves to meet the students' sense of achievement. Therefore, combining environmental protection to carry out fun pulp painting provides a good teaching way and artistic value for new teachers.

### 2.2. Development of creativity among elementary school students through pulp painting

The twenty-four seasons pulp painting provides ample space for students' imagination. Students combine daily life experiences such as: summer cherries, watermelon in summer, pomegranate in dew, crabs in autumn equinox, persimmons in frost, dumplings in winter solstice, etc. for students to create, coming from life to life and returning to nature education; from the folklore activities: spring plowing in the valley rain, trekking in the Ching Ming Festival, releasing the river lanterns in the summer, and enjoying the chrysanthemums in the cold dew, etc. The way of life lets primary school children experience the atmosphere of the festive seasons. Elementary school students have strong imagination and curiosity. Twenty-four solar terms pulp painting can expose students to dietary and folk activities and let them swim in the art of the sky. For example, when the students were playing with pulp and communicating with the teacher, the teacher encouraged their tweezers to have a pattern like a flower pattern, and the students actively started to think about it after getting the feedback. In the Pulp Painting Chillout, a new thematic activity, "Coffee Table," was created when students discussed how the vase and tabletop could be used to display other things. Therefore, pulp painting provides a free and easy atmosphere for primary students to create, enhances the cultural heritage of the 24 solar terms, and allows primary students to utilize their creativity in the permeation of aesthetic education.

### 2.3. Enhancement of primary school children's language skills through papier-mâché painting

Elementary school students combine their daily life experiences and discuss what they have seen, heard and felt under the guidance of the teacher, providing students with ample opportunities for communication. In the process of making papier-mâché paintings, students can feel that words such as “tearing, spreading, piling up, cutting, encircling, pinching” can enrich their vocabulary, and by making sentences from words and from sentences to surfaces, not only can students learn to express the richness of the 24 Solar Terms, but also allow students to cooperate and share their imagination with teachers and peers, which can provide new perspectives for the innovative development of art education. This provides a new perspective for the innovative development of art education.

## 3. The Specific Use of Twenty-four Seasons Pulp Painting in Elementary School Teaching

### 3.1. Extracting the elements of the 24 solar terms pulp painting

“The twenty-four solar terms include spring, rain, hibernation, spring equinox, chingming, grain rain, summer, small fullness, mango seeding, summer solstice, small summer heat, great summer heat, autumn, summer heat, white dew, fall equinox, cold dew, frost, winter, snow, snow, winter solstice, small cold, great cold, a total of twenty-four”. According to the origin of the twenty-four solar terms, the author extracts elements from six aspects: agriculture, climate, weather, food customs, stories and legends, and life and living, see Table 31.

Spring festivals: spring, rain, hibernation, vernal equinox, Qingming, and grain rain.

“A year's plan lies in spring”. For us, a country founded on agriculture, spring means the beginning of a year's farming

life. As the festivals advance, everything in the world awakens from winter, and the first spring is the first. Spring is often described as a time of springtime, when the grass grows and warblers fly, the birds sing and the flowers smell, and when the trees sprout, the animals awaken, the cuckoo cries, the kites in the hands, the flute of the shepherd boy, and the busy plowing of the spring fields all show the vibrancy of the spring season.

Summer festivals: Lixia, Xiaoman, Mangzhao, Summer Solstice, Xiaozhu, Dazhu.

“The earth ushers in summer with the chirping of cicadas. The blazing sun and scorching heat are synonymous with summer. Red cherries, green bananas; wheat green and yellow, scarecrows swaying in the wind; hard-working people working in the fields; holding a boat cozy in the pond; and sitting in the shade of a thousand-year-old tree to taste the refreshing watermelon, a good sinking plums floating melon of summer.

Autumn festivals: Autumn, Summer, White Dew, Autumnal Equinox, Cold Dew, Frost.

Sending away summer, ushering in the spring and fall of autumn. A leaf knows autumn is the maple leaf touching the earth, holding a boat to a mountain resort to avoid the summer heat, is not it fun? White dew pomegranate fruit red like fire; autumn equinox shrimp and fish fat; catch the cold dew to enjoy the flowers, dignified and beautiful autumn chrysanthemums; eating yellow and orange persimmons, autumn in the battle with summer, ushering in a quiet winter.

The winter festivals: Winter, Snow, Snow, Winter Solstice, Little Cold, Big Cold.

People have cured the freezing cold of winter, but they have forgotten the lively and joyful scene of the lights of all the houses. At the beginning of winter, there is no small snowman winter is not cheerful enough; there is no dry fish winter is not boiling enough; there is no snowy winter is not leaping enough; the winter solstice to eat a bowl of steaming dumplings; enjoying the plum blossom in the frost and snow ushered in the small cold, the circle of heaven and earth of the word “Fukushima” window, telling the yearly renewal of the year cycle.

**Table 3-1.** Extraction table of the elements of the twenty-four seasons

Spring		Summer.	
Li Chun	Willow, duck, boat	Li xia	Banana, cherry
Yu shui	Rain Lotus leaves, stones, snails, little children.	Xiao man	Hibernation Birds, peach blossoms
Jing zhe	Bird、 Flower	Mang zhong	Mango seeding Cereals, houses, busy farmers
Chun fen	Equinox Riverside, kite, grass, two children	Xia zhi	Solstice Lotus flower, lotus leaf, boat, girl
Ching Ming	Yellow cattle, a shepherd boy, a flute, a distant mountain	Xiao shu	Watermelon, a fan leaf
Gu yu	plowing, bamboo	Da shu	Big tree, children, cool ride, small watermelon
Autumn		winter	
Li qiu	Red umbrellas, maple leaves	Li dong	Snowy faces, snowmen, dry branches, children
Chu shu	River lanterns, boats, lotus flowers	Xiao xue	Dried fish, plates
Bai lu	Pomegranate, tree branch	Da xue	Blue sky, rabbit, tree branch
Qiu fen	Equinox Crab, wine, table, vegetables, fruit	Dong zhi	Dumpling, garlic, vinega
Han lu	Vase, chrysanthemum	Xiao han	Corner, lantern, plum blossom
Shuang jiang	Falling flowers, ripe persimmons	Da han	Window flowers, New Year's elements

### 3.2. Color composition

Relevant psychologists show that after the age of 6 students' preference for color appears gender differences. The colors in this design include the three primary colors of color: red, yellow and blue and the three primary colors of optics: red, green and blue. The contrast of the three primary colors can deepen the primary students' perception and memory of colors. In the spring, summer and autumn seasons, green, red and yellow similar colors were chosen to enrich students' color sensory awareness. In the winter season, blue is used, as well as the gradient color of blue. It is mainly composed of blue and white, which highlights the balance of the whole painting. The author made an analysis of the colors of the twenty-four solar terms according to the selected characteristics of the imagery of the twenty-four solar terms, see Table 3-2.

**Table 3-2.** Color composition of the Twenty-four Sets of Seasons

Seasons	Seasons	Colors
Spring	Li chun	Light green
	Yu shui	pinkish green.
	Jing zhe	Light green
	Chun fen	Equinox Lime green
	Ching Ming	Grass green
	Gu yu	Rain Green
Summer	Li xia	Watermelon red
	Mangsui	Pink
	Xia zhi	Big Red
	Xiao shu	Rose Red
	Da shu	Deep Red
Autumn	Li qiu	Lemon Yellow
	Chu shu	Light Yellow
	Bai lu	Orange
	Qiu fen	Earth Yellow
	Han lu	Lemon Yellow
	Shuang jiang	Ochre
Winter	Li dong	Light blue
	Xiao xue	Light Blue
	Da xue	Lake Blue
	Dong zhi	lake blue
	Xiao han	Blue
	Da han	blue

### 3.3. Preparation of materials

In drawing, this design and production process should always keep the picture clean, so choose tweezers to hold the picture clean, the pulp to spread the picture of its point, the pulp content to show the effect will have aesthetic, texture and realism (Figure 4-1). The design of pulp painting should first choose the appropriate pulp viscosity, the production of the twenty-four solar terms pulp requires a large amount of pulp, in the proportion of color mixing and latex modulation need to spend a lot of time, so this time the pulp materials need to buy their own (as Figure 4-2). The selection of frame materials should be safe, environmentally friendly, non-toxic as a principle, so do not use fluorescent whitening agent or other colors of the frame, choose the low reflectivity of the original wood frame, close to nature, and the content of the work has the same wonder, while reducing the frame of the children's

eyes stimulation, to prevent visual fatigue.



**Figure 3.3-1** Tweezers



**Figure 3.3-2** Pulp



**Figure 3.3-3** Picture frame **Figure 3.3-4** Seven-book needle




**Figure 3.3-5** Scraper Spade

### 3.4. Design and production

Step 1: Choose the right size. When designing pulp paintings, the size of the pulp painting frame must be slightly larger than the size of the pulp inside, so that the main content can be effectively protected. Pulp is suitable for large-scale coloring, so the size of the inner frame should not be too small. Considering various factors, the frame size of this design is 4-open size, and the two festivals are drawn into the 4-open frame.



**Figure 3.4-1** Sketch of the Mangrove Solstice



**Figure 3.4-2** Rising Spring Rain Water Sketch

Step 2: Outline the tracing lines. Black pulp tracing line highlights the theme of the painting, expresses the shape of the object in flat coloring, and gives the imagery in the painting more texture and texture. Outline the background of the pulp painting, then color, and finally detailing. The detailing of the texture of the pulp painting is very important, and it is the key to show the style of the picture. In the tiny plum blossoms, lotus flowers, the gradient of the layers, the character's face should be very careful and patient. When coloring a large area, use a scraper and spatula to flatten it out, then use tweezers and seven needles to deal with the details, highlighting the mood of the picture.



Figure 3.4-3 Outline of the Great and Lesser Summers



Figure 3.4-4 Outline of Lixia(right)



Figure 3.4-5 Outline of Little Cold and Big Cold




Figure 3.4-6 Outline of Ching Ming and Grain Rain(right)

Step 3: Fill in the colors. The creation of the pulp content is based on the characteristics of the twenty-four solar terms, standing summer cherries, watermelon in the summer, pomegranates in the white dew, crabs in the autumn equinox, persimmons in the frost, dumplings in the winter solstice and so on for young children to create, coming from life to life,

returning to nature education; from the folklore activities: spring plowing in the valley rain, trekking at the Ching Ming Festival, releasing the river lanterns in the summer, and enjoying the chrysanthemums in the cold dew and other ways of life to let young children feel the ambient sense of the festivals. The following is a partial picture.




Figure 3.4-7 Detail of small summer heat




Figure 3.4-8 Detail of summer solstice(right)



Figure 3.4-9 Detail of Autumn Equinox



Figure 3.4-10 Detail of Autumn Equinox(right)




Figure 3.4-11 Rain detail



Figure 3.4-12 Clearing detail(right)



Figure 4-5 Mangrove Solstice Map

#### 4. Presentation of Works



Figure 4.1-1 Lichun rain and water map



Figure 4-6 Diagram of Small Summer and Large Summer



Figure 4.1-2 Diagram of the Hibernation Equinox



Figure 4-7 Spring rain and water map



Figure 4-3 Qingming Guyu Diagram




Figure 4-8 White Dew Autumn Equinox



Figure 4-4 Lixia Xiaoman Diagram



Figure 4-9 Cold dew frost



Figure 4-10 Lidong Xiaoxue



Figure 4-11 Diagram of the snowy winter solstice



Figure 4-12 Diagram of Little Cold and Big Cold

## 5. Conclusion

The purpose of this paper is to explore the practical application of the twenty-four solar terms pulp painting in elementary school teaching. By introducing the concepts and cultural connotations of the twenty-four solar terms, and

taking into account the age characteristics and aesthetic needs of primary school students, the method of utilizing pulp painting in classroom teaching for the creation of solar term themes is proposed. This practice can help students increase their understanding of traditional Chinese culture and cultivate their sensitivity to the natural environment and artistic expression ability. The article also discusses how to design specific pulp painting projects that incorporate the characteristics of the twenty-four solar terms, guide students' creative expression in teaching, and demonstrate their understanding and imagination of the festival culture. Finally, it concludes that through the practice of twenty-four solar terms pulp painting, it can promote the development of students' comprehensive literacy, while providing an interesting and educational art experience for primary school students.

## References

- [1] Yang J.A Practical Exploration of Integrating the Twenty-four Solar Terms into Kindergarten Curriculum[J]. Good Parents, 2024, (09): 3031.
- [2] Cheng Qinmin. The design of traditional twenty-four solar terms illustration [D]. Nanchang University, 2023. DOI:10.27232/d.cnki.gnchu.2023.003366.
- [3] Chen Xiang. The application of visualization design of 24 solar terms folk culture[D]. Anhui University of Finance and Economics, 2023.DOI:10.26916/d.cnki.gahcc.2023.000271.
- [4] Tan Lan. Exploration of Paper Material in Art Creation [D]. Sichuan Fine Arts Institute, 2022.DOI:10.27344/d.cnki.gscmc.2022.000326.
- [5] Ru Chunmei. The application and research of Dunhuang murals in elementary school art teaching [D]. Guangdong Technical Normal University, 2019.DOI:10.27729/d.cnki.ggdjs.2019.000071.
- [6] Wu Linlin. Research on the use of Xuzhou paper-cutting in local elementary school art teaching [D]. Jiangsu Normal University,2018.