

# Mechanical Characterization of Novel Biodegradable Composites Reinforced with *Calotropis Gigantea* Fibers and Corn Flour Matrix

Reeti Mukherjee<sup>1</sup>

<sup>1</sup>Research scholar, Department of Mechanical Engineering, University College of Engineering, Osmania University, Hyderabad, Telangana, India.

Dr. M Madhavi<sup>2</sup>

<sup>2</sup>Professor, Department of Mechanical Engineering, MVSR College of Engineering, Hyderabad, Telangana, India.

Dr. A Krishnaiah<sup>3</sup>

<sup>3</sup>Professor, Department of Mechanical Engineering, University College of Engineering, Osmania University, Hyderabad, Telangana, India.

## Abstract

*Natural fibers such as jute, sisal, and hemp are increasingly valued for their renewable, biodegradable, and environmentally benign nature across textile and composite applications. Among these, Calotropis gigantea—an underutilized plant-based fiber—holds potential as a sustainable reinforcement material. This study investigates the mechanical characterization of Calotropis gigantea stem fibers, using corn flour as an eco-friendly matrix to develop biodegradable composites. Fibers were extracted via the retting process and incorporated into corn flour in varying weight ratios. Composite laminates with different fiber-to-resin proportions were fabricated to check the stability for the novel fiber composite, among which 44.4% w/w fiber content was found optimal for mechanical testing due to superior laminate stability. A series of five replicates were tested to ensure accuracy and repeatability. The results revealed a tensile strength of 31.34 MPa, flexural strength of 97.20 MPa, and a notably high impact strength of 28.5 kJ/m<sup>2</sup>, indicating the material's potential for impact-sensitive applications. Although marginal gains were seen in tensile and flexural performance, the composite demonstrated significant enhancement in impact resistance, highlighting its practical viability in lightweight structural, packaging, and insulation components where energy absorption is critical.*

**Keywords:** Natural Fibers, *Calotropis Gigantea*, bio-composite, Corn flour, Mechanical Testing

## 1. Introduction

Natural fibers are versatile materials derived from renewable sources such as plants, animals, and minerals. They have been utilized by humans for thousands of years for various purposes,

10.48047/jocaaa.2024.33.08.191

ranging from clothing and shelter to tools and art. These fibers offer a myriad of benefits, including biodegradability, sustainability and eco-friendliness. Plants serve as a primary source of natural fibers, with examples including cotton, flax, hemp, jute, sisal and bamboo. These fibers are typically extracted from plant stems, leaves, fruits or seeds and processed into yarns or fabrics. Animal fibers, such as wool and silk, are obtained from animals like sheep, goats and silkworms. Mineral fibers, like asbestos, occur naturally in rocks and are used in insulation and fireproofing materials. Natural fibers such as *Calotropis gigantea*, jute, or hemp are composed primarily of cellulose and exhibit unique microstructural features like hollow lumens and porosity, which contribute to desirable properties such as low thermal conductivity, moderate strength-to-weight ratios, and good acoustic damping. The overall behaviour of these composites can be explained using the rule of mixtures, which relates the composite's effective properties to those of its individual constituents and their volume fractions. A critical aspect in natural fiber composites is the fiber–matrix interface, where the quality of adhesion determines how efficiently stresses are transferred from the matrix to the reinforcing fibers. Strong interfacial bonding improves mechanical integrity, while weak bonding can result in premature failure or delamination. Additionally, the inherent anisotropy of natural fibers affects their directional mechanical and thermal responses, which must be considered in design. The thermal insulation characteristics are largely attributed to the fiber's internal porosity and the low thermal conductivity of both fiber and matrix materials. These theoretical foundations collectively justify the growing interest in natural fiber-reinforced composites, especially for applications where sustainability, lightweight design, and thermal performance are prioritized.

In addition to its ornamental value, *Calotropis gigantea* has been recognized for its medicinal properties in traditional literature. Recent studies on *Calotropis gigantea* fiber (CGF) and other natural fibers underscore a significant shift toward sustainable, bio-based composites. The body of literature presents a holistic view of CGF's growing potential in replacing conventional synthetic reinforcements. However, the diversity of fabrication techniques, fiber treatments, hybridization, and testing conditions presents both opportunities and challenges in establishing unified performance benchmarks.

Highlighting Mechanical Performance, CGF vs Other Natural Fibers. Gopal et al.<sup>1</sup> highlight

10.48047/jocaaa.2024.33.08.191

CGF composites fabricated via compression molding, achieving impressive mechanical values up to 142.46 MPa flexural and 93.13 MPa tensile strength. These exceed the performance metrics reported for jowar, banana, or pineapple leaf fiber-based composites, such as those by Prasad et al.<sup>2</sup>, Herlinasari et al.<sup>3</sup>, and Ansari et al.<sup>4</sup> In contrast, Chinnasamy et al.<sup>5</sup> and Yamini et al.<sup>6</sup> found hybrid or treated jute/sisal/kenaf fibers yielded better damping and vibration properties. While CGF shows excellent static mechanical behavior, its dynamic performance and damping characteristics remain underexplored, presenting a potential area for further investigation. Zaman et al.<sup>7</sup> and Kalpana et al.<sup>8</sup> confirmed about Effect of Chemical Treatment and Hybridization that alkaline and benzoyl treatments enhance interfacial adhesion and increase mechanical strength by improving fiber-matrix bonding. About Hybridization, as in Ganeshan et al.<sup>9</sup> and showed promise combining CGF with other fibers (e.g., Prosopis Juli flora or jute) resulted in balanced property profiles, especially when optimized with methods like Taguchi-grey analysis. Prominence Environmental Impact and LCA have been discussed by Rashid et al.<sup>10</sup> and Jeyapragash et al.<sup>11</sup>, explored life cycle assessment (LCA) and environmental benchmarking. With Rashid's findings indicating a 30–50% reduction in carbon footprint, it emphasizes the environmental edge of bio-based composites. Yet, CGF-specific LCA data remains sparse, limiting broader eco-certification and industrial adoption. The Tribological and Moisture Behaviour studied by Suresh et al.<sup>12</sup> and Ashok et al.<sup>13</sup> examined wear and tribological behaviour of CGF composites, with enhancements seen via lignite fly ash and optimized loads. However, limitations such as increased water absorption, as seen in Pradiza et al.<sup>14</sup> work with other natural fibers, suggest CGF's moisture resistance still requires improvement through surface treatments or hydrophobic coatings. Mallick<sup>15</sup> offers a comprehensive update on composite materials, including new content on nanocomposites, natural fibers, fiber architecture, and cost analysis. It features expanded coverage of test methods, manufacturing techniques, and real-world applications, reinforcing both theoretical understanding and practical problem-solving skills. Vinod et al.<sup>16</sup> developed jute fiber-reinforced epoxy composites with 0%, 5%, and 10% *Calotropis gigantea* stem powder filler. The 10% filler composite showed enhanced mechanical and thermal properties due to improved filler content and distribution. SEM analysis confirmed better interface bonding and reduced voids, supporting its superior

10.48047/jocaaa.2024.33.08.191

performance. So, by understanding how these fibers interact with the materials around them, scientists can make composites that work better for things like construction or packaging. Sinha et al.<sup>17</sup> discusses the mechanical properties of natural fiber composites (NFCs) reinforced with fibers like jute, abaca, coconut, kenaf, sisal, and bamboo. It highlights key factors affecting performance, such as matrix and fiber type, interfacial adhesion, and compatibility, and points out a research gap in vibration studies involving fillers like red mud and fly ash. Oboh et al.<sup>18</sup> developed natural rubber composites reinforced with coir fiber cellulosic nanoparticles (CFNP) derived from coconut husk. CFNP (68–311 nm) enhanced tensile strength by 112% and improved tensile modulus. Slightly higher water absorption and a minor reduction in thermal stability were observed, confirming CFNP's potential as sustainable industrial rubber reinforcement. Munisamy et al.<sup>19</sup> explored the fabrication of polymer matrix composites reinforced with natural fibers like coir, banana, and sisal for potential use in automotive seat shells. Various tests flexural, hardness, impact, water absorption, and density were conducted to evaluate mechanical and physical properties. Results confirmed that these abundant, renewable fibers enhance performance, offering a sustainable alternative to synthetic composites. Ganesh et al.<sup>20</sup> explained the use of natural fiber-reinforced polymer composites as sustainable alternatives to glass and carbon fibers in wind turbine components like blades and nacelles. It addresses material requirements, properties, manufacturing methods, and common defects. The study highlights the environmental and economic benefits of natural fibers and explores future directions for their application in wind energy systems. Ganeshan et al.<sup>21</sup> optimized parameters affecting organic fiber-based hybrid composites using *Calotropis gigantea* and *Prosopis juliflora* fibers. Taguchi-grey analysis identified 20 wt.% of each fiber, 6% NaOH treatment, 100 °C, and 14 MPa as ideal conditions. *Calotropis gigantea* was most influential in enhancing mechanical properties, guiding future composite material development. Ashori et al.<sup>22</sup> explores the potential of *Calotropis gigantea* (mudar) bark and seed fibers as alternatives in fiber-reinforced composites. Chemical analysis shows high holocellulose and cellulose content. Bark fibers, with favorable mechanical properties (381 MPa tensile strength, 9.7 GPa modulus), resemble softwood fibers, indicating strong potential as sustainable reinforcement materials. Salman et al.<sup>23</sup> investigated *Calotropis procera* latex extract (CPLE) as a green

10.48047/jocaaa.2024.33.08.191

corrosion inhibitor for mild steel in 1M HCl. At 200 ppm, CPLE showed up to 94.26% efficiency. It acts as a mixed-type inhibitor via adsorption, following Langmuir isotherm. Surface and computational analyses confirmed strong interaction, especially by 3,7,10-trimethyl pentadecane-ol. Sreenivasan et al.<sup>24</sup> reported that *Calotropis gigantea* fibers exhibit lower stiffness than flax or jute but possess good energy absorption, making them promising for impact-related uses. Building on this, the present study introduces a novel CGF/cornflour-based biodegradable composite an unexplored system while extending performance evaluation beyond conventional tensile or thermal analyses. By incorporating interlaminar shear strength, thermal conductivity, and biodegradability assessments, this work offers a comprehensive insight into CGF composites' potential for sustainable, moderate-load, and insulation-focused applications.

Using *Calotropis gigantea* fibers in combination with a cornflour-based resin, both being naturally abundant and renewable, presents a viable alternative to synthetic fiber reinforced composites. This substitution promotes environmental sustainability, as synthetic fibers are known to be non-biodegradable and potentially hazardous, contributing to long-term ecological pollution. A collective body of research presented within these studies underscores the immense promise of natural fibers as invaluable reinforcement materials in composite manufacturing. However, a very scarce amount of work has been done with *Calotropis Gigantea* fiber with a bio-based resin such as cornflour. The present work aims to derive the mechanical properties of bio composite which is abundantly available and less hazardous to the environment. While extensive research has been conducted on natural fibers combined with synthetic resins or hybridized with synthetic fibers, no prior study has reported the use of *Calotropis gigantea* stem fibers in combination with a natural resin such as cornflour to develop a fully bio-based composite. This gap highlights the novelty of the present work, which explores the fabrication and characterization of a completely natural composite system using *Calotropis gigantea* and cornflour offering an eco-friendly alternative with potential applications in sustainable materials engineering. Only a limited amount of research has been conducted in the area of natural fibers, particularly with *Calotropis gigantea* (CGF), highlighting a significant gap in the current literature.

## 2. Fabrication and Testing

## 2.1 Materials and Methods

In the present work, the fiber has been extracted from the *Calotropis gigantea* (CG) plant from the bark of the stem by retting process where the fiber is soaked in water for 48 hours and the fibers are extracted manually. After the extraction is done, they are washed under running water and dried under room temperature. The corn flour slurry acts as the binder here.

## 2.2 Extraction of *Calotropis Gigantea* fibers

CG plant stems were harvested from waste lands in dry condition near Edulabad and Warangal Highway, India. As latex is characteristically present in the stem of CG plant, they discharged out when the stems were cut for fiber extraction. After the removal of leaves and petioles from the stem, they were soaked in water for a period of two nights by putting them in a large tub. Beyond two days of time, the latex stops oozing out from the petioles and hence the fibers start to expose itself from the bark. Then the fibers were extracted through retting process and the extracted fibers were dried at room temperature for two days. After drying, any extraneous matter that may still be adhering to them was removed. The extracted fibers were then used for composite making. The *Calotropis gigantea* fiber is shown in Figure 1.



10.48047/jocaaa.2024.33.08.191

*Fig. 1. Visual illustration of Calotropis gigantea, showcasing the plant and its extracted fibers.*

### 2.3 Fabrication of Composites

The hand lay-up technique was utilized to fabricate the composite laminates. Initially, a smooth paste of corn flour slurry prepared by mixing corn flour and distilled water to form a flowable paste was evenly spread onto a flat mould surface. Pre-weighed *Calotropis gigantea* fibers were then carefully placed over the matrix layer and embedded thoroughly. This process was repeated in alternating layers of matrix and fiber to build up the composite laminate, ensuring uniform dispersion and minimal void formation. To enhance fiber retention and composite integrity, the entire assembly was microwaved for 1 hour, allowing the matrix to partially solidify and anchor the fibers. This was followed by post-curing in a hot air oven at 60°C for an additional hour, a step critical to improving mechanical strength and dimensional stability.

Through multiple fabrication trials, various fiber-to-matrix ratios were evaluated to determine the most stable formulation. It was found that a mixture containing 2 grams of fiber and 2.2 grams of corn flour slurry yielded the most structurally stable laminate, representing a fiber content of approximately 44.4% w/w. Ratios with lower amounts (e.g., 0.1 g each) failed to provide adequate mechanical stability.



Fig. 2 Stable specimen obtained with 44.4% w/w fiber-resin ratio

The combination of *Calotropis gigantea* fiber's inherent tensile characteristics with the bonding ability of corn flour produced a biodegradable composite with enhanced flexibility and durability. After curing, the laminates were conditioned at room temperature for 24 hours

10.48047/jocaaa.2024.33.08.191

before machining. Specimens were cured in moulds in accordance with standard ASTM procedures:

- ASTM D638 for tensile testing,
- ASTM D790 for flexural strength, and
- ASTM D256 for impact resistance.

Each test was conducted on five replicate samples to ensure consistency and reliability in results. Five Samples each with 2 g of fiber and 2.2 g of cornflour slurry and five samples each with 2.2 g of fiber and 2.4 g of cornflour slurry was made.

### 3. Experimental details

#### 3.1 Tensile Testing

The samples were prepared as per the standard ASTM D638M-10. The dimensions according to the standard are 165 mm x 13 mm x 3.2 mm. Five composite specimens with 2 g fiber content and five composite specimens with 2.2 g fiber content were tested for tensile strength of fiber. Tests were conducted in the Universal testing machine with a gauge length of 100 mm and 5 mm/min cross head speed. The average of which was found to give the value of 31.34 MPa and 20.39MPa for specimens containing 2 g and 2.2 g fiber respectively. The test of repeatability showed the same results.



Fig 2. Visualization of the specimen loaded for tensile test

#### 3.2 Flexural Testing

10.48047/jocaaa.2024.33.08.191

Flexural behavior of the CG Fiber composites were tested as per the ASTM D790-10 standards. Composite specimens with dimensions 125 mm long, 12.7 mm wide, and 3.2 mm thick were prepared for flexural strength. Five composite specimens each with 2 g fiber content and five composite specimens with 2.2 g fiber content were tested for flexural value of fiber, average of which was found to give the value of 97.20 MPa and 70.64 MPa for specimens containing 2 g and 2.2 g fiber respectively.




Fig 3. Visualization of the specimen loaded for Flexural test

### 3.3 Impact Testing

Toughness of a material can be assessed by conducting impact test and this is usually designated as impact strength of the specimen. Normally, matrix failure, fracture and pullout of the fiber from the matrix are the failure modes of Fiber Reinforced Polymer composites when an impact load is applied to it. To test the impact behavior of the CG Fiber composite specimens were prepared as per ASTM D256-10 standards, with dimensions 62.5mm x 12.5 mm x 3 mm. Five composite specimens each with 2 g fiber content and five composite specimens with 2.2 g fiber content were tested for impact strength of fiber. The average of which was found to be 21.5 kJ/mm<sup>2</sup> and 34.6 kJ/mm<sup>2</sup> for specimens containing 2 g and 2.2 g fiber respectively. Figure 4 shows the Izod impact test set up.



*Fig 4. Visualization of the specimen loaded for Impact test*

### 3. Result and Discussion

The tensile strength of the Calotropis Gigantea Fiber Reinforced Plastic composites depends upon the withstanding of the load transferred by the surviving fibers from the broken fibers. The tensile strength for the CG fiber composite is observed that the CG fiber in specimen carrying 2 g of fiber content resulted in a mean tensile strength of 31.34 MPa. With increase in fiber content in specimen carrying 2.2 g the tensile strength is observed to be 20.39MPa. The tensile strength of the CGF composites depends upon the load to be transferred to the surviving fibers from the broken fibers. Figure 2 depicts the tensile set up to know the tensile properties of CGF composites with the content of fiber, as the corn flour resin flows into the hollow portions of the CG fibers at the time of composites fabrication and renders better interfacial interlock between matrix and fibers, such process could be noticed. As expected, the tensile strength and modulus of CGF

10.48047/jocaaa.2024.33.08.191

composites are comparable with other plant fiber composites.

Ramesh et al.<sup>1</sup> and Gopal et al.<sup>2</sup> highlight CGF composites fabricated via compression molding, achieving impressive mechanical values up to 142.46 MPa flexural and 93.13 MPa tensile strength. Ashori et al.<sup>23</sup> explores the potential of CGF bark and seed fibers as alternatives in fiber-reinforced composites giving bark fibers, with favorable mechanical properties 381 MPa tensile strength, 9.7 GPa modulus whereas when fabricated using cornflour the flexural strength for the CG fiber composite is observed that the *Calotropis gigantea* fiber in specimen carrying 2 g of fiber gave a mean flexural strength of 97.20 MPa whereas specimen carrying 2.2 g of fiber gave flexural strength of 70.64 MPa as shown in Figure 3. The impact strength for the CGF composite is observed that the fiber in specimen carrying 2.2 g of fiber gave a maximum impact strength of 34.6 kJ/mm<sup>2</sup> than specimen carrying 2 g of fiber which gave an impact strength of 21.5 kJ/mm<sup>2</sup> respectively shown in Figure 4. The Variation of Tensile, Flexural and Impact strength (kJ/mm<sup>2</sup>) of fiber with varying fiber content can be observed in Figure 5 which concludes that CG fiber can be used in various application where better impact strength is required. The mechanical behavior of *Calotropis gigantea* fiber (CGF) composites reveals a distinct trend—limited improvement in tensile and flexural strength, but a notable enhancement in impact strength. This can be attributed to the fiber's unique microstructural and compositional characteristics. CGF has a high lignin content, which contributes to its toughness and energy-dissipating ability, making it particularly effective under dynamic loading conditions such as impact. Its porous and elastic structure further enhances this behavior by enabling better absorption and redistribution of impact energy. Additionally, CGF is inherently flexible and ductile, allowing it to deform without breaking, which is critical for resisting sudden forces. However, under static loads like tension or bending, the performance is constrained due to weak interfacial bonding between the CGF and cornflour matrix. The natural incompatibility between the hydrophilic fiber and the relatively soft matrix results in inefficient stress transfer, leading to early fiber pull-out or matrix cracking. Moreover, CGF's irregular microstructure and lower cellulose content limit its ability to bear high tensile or flexural loads. The cornflour matrix, being biodegradable and eco-friendly, lacks the stiffness and

10.48047/jocaaa.2024.33.08.191

bonding strength of synthetic resins, which further restricts the composite's load-bearing capabilities. Thus, while CGF composites excel in impact performance due to their energy-absorbing nature, their tensile and flexural strengths remain modest, governed by limitations in fiber-matrix interaction and structural stiffness.

Despite the common assumption that adding fibers enhances composite strength, this study found that increasing the weight fraction of *Calotropis gigantea* fibers did not proportionally improve tensile or flexural properties. Several factors contribute to this behavior: poor fiber-matrix interfacial bonding due to hydrophilicity, fiber agglomeration leading to inhomogeneous stress distribution, and reduced matrix continuity that compromises structural integrity. Additionally, the porous surface of CGF increases void formation at higher loadings, while inadequate interfacial shear strength promotes fiber pull-out instead of rupture. These issues, combined with uneven stress distribution (stress shielding), result in premature failure and diminished mechanical performance at higher fiber contents.

The declining tensile and flexural strength with increasing CGF content is primarily due to interfacial inefficiencies, processing defects, and microstructural imbalance. Addressing these issues may require surface treatments (e.g., alkali, silane) or matrix modifications (e.g., plasticizers, coupling agents) to enhance compatibility and performance.

The results of this study demonstrate that *Calotropis gigantea* fiber-reinforced cornflour composites possess moderate mechanical strength, good thermal insulation, and biodegradability, making them promising candidates for non-structural and semi-structural applications. While tensile and flexural strengths do not improve significantly with higher fiber loading, the composites exhibit adequate performance for packaging, thermal insulation panels, acoustic boards, and low-load automotive interior components. The use of a completely natural fiber-matrix system underscores the material's relevance in the biodegradable materials sector, particularly where environmental sustainability is a key concern. These findings pave the way for cost-effective, eco-friendly composite solutions in industries transitioning away from petroleum-based materials.

The experimental results were statistically analyzed to determine the central tendency

and variability using the mean, standard deviation (SD), and standard error of the mean (SE). These parameters were calculated using the following standard formulas:

Mean ( $\bar{x}$ ) :

$$\bar{x} = \frac{1}{n} \sum_{i=1}^n x_i$$

Standard Deviation(SD):

$$SD = \sqrt{\frac{1}{n-1} \sum_{i=1}^n (x_i - \bar{x})^2}$$

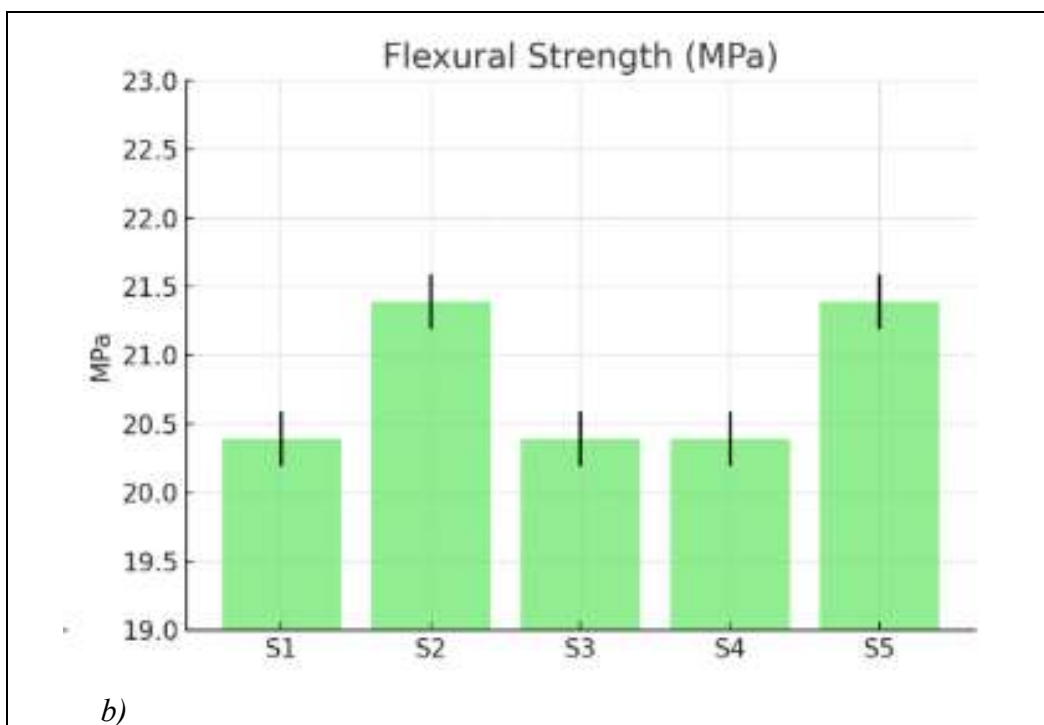
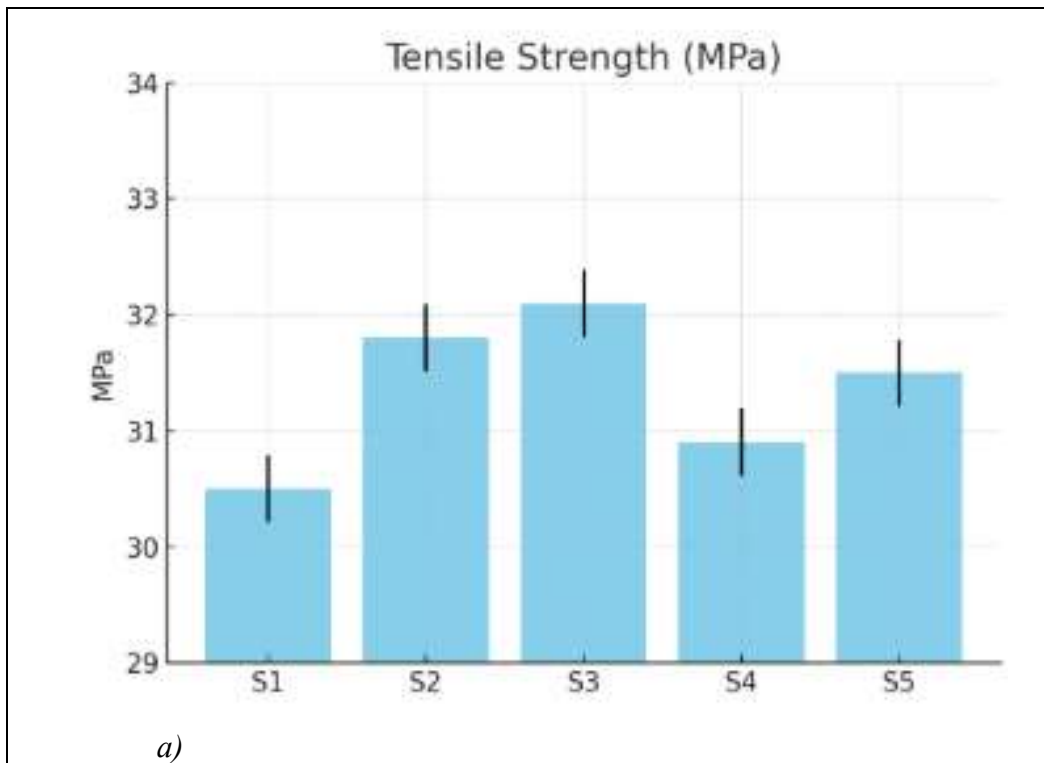
The SE indicates the precision of the sample mean as an estimate of the population mean. These statistical calculations were carried out to ensure the reliability and reproducibility of the measured values. Table 1 shows the Tensile, flexural and Impact strength for five samples each carrying 2 g and 2.2 g of fiber, with standard deviation and standard error.

**Table 1: Tensile, flexural and Impact strength for five samples carrying 2 g and 2.2 g of fiber, with standard deviation and standard error.**

Sample	Tensile Strength (MPa)		Flexural Strength (MPa)		Impact Strength (kJ/m <sup>2</sup> )	
S1	30.5	20.39	95.2	70.62	27.8	34.6
S2	31.8	21.39	97.8	72.62	28.6	35.6
S3	32.1	20.39	98.3	72.69	29	35.89
S4	30.9	20.39	96.7	71.42	28.3	35.65
S5	31.5	21.39	98	72.62	28.7	35.6
Mean	31.36	20.79	97.2	71.994	28.48	35.468
Standard Deviation	0.65	20.39	1.27	0.933	0.45	0.499

**Table 2: Error Analysis Values**

S. No.	Testing Machine	Test Name	% Error	Error Value
1	Universal Testing Machine	Tensile	±0.5%	±0.157 MPa (0.5% of 31.36 MPa)
2	Universal Testing Machine	Flexural	±0.5%	±0.486 MPa (0.5% of 97.20 MPa)
3	Impact Testing Machine	Impact	±1.0%	±0.2 kJ/m <sup>2</sup> (1.0% of 28.48 kJ/m <sup>2</sup> )



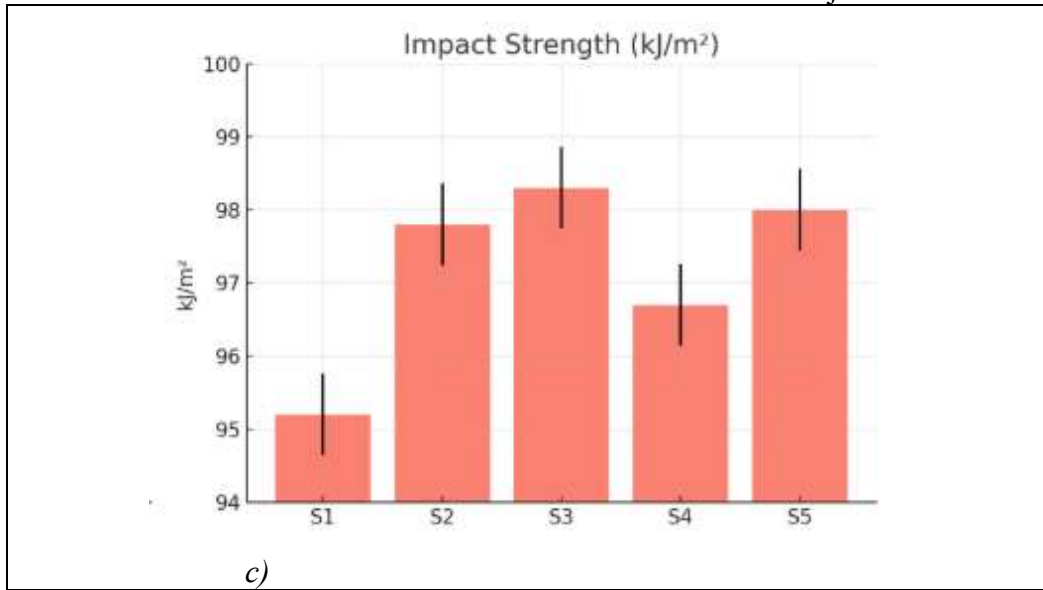


Fig 5(a), (b) and (c) represents the test of repeatability for five test specimens with 2 g of CGF and 2.2 g of cornflour slurry for Tensile, Flexural and Impact strength respectively.

Similar tests of repeatability were carried out for 2.2 g of fiber mixed with 2.4 g of cornflour slurry and the average of the results was considered. Fig 6 shows the comparison for Tensile, Flexural and Impact strength of specimens carrying 2 g of fiber and 2.2 g of fiber content.

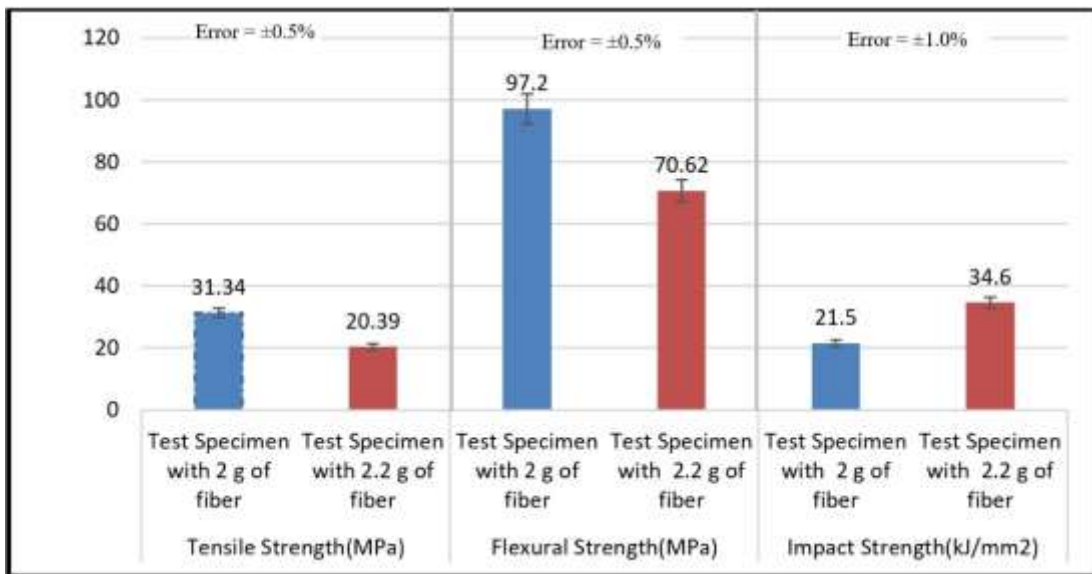


Fig 6 Comparison for Tensile, Flexural and Impact strength of specimens carrying 2 g of fiber and 2.2

*g of fiber content.*

#### 4. Conclusion

In this work a new fiber, *Calotropis gigantea* was extracted using retting process and combined with bio degradable resin, corn flour. Various mechanical testing's viz. Tensile, Flexure and Impact test were carried out. The results obtained are as follows:

- Incorporation of *Calotropis gigantea* fiber into the composite material leads to improvements in mechanical properties, such as tensile strength, flexural strength and impact strength.
- The mechanical behaviors of the CG fiber-corn flour composites were investigated using a range of specimens with fiber weight proportions from 30% *w/w* to 50% *w/w*.
- Though there are not much visible changes with respect to the tensile and flexural strength but an evident increase in impact strength of 34.6 kJ/mm<sup>2</sup> was observed when the fiber content increased.
- These enhancements highlight the potential of CG fiber as a viable reinforcement material for composite applications, offering benefits such as increased strength and durability.
- While tensile and flexural strengths do not improve significantly with higher fiber loading, the composites exhibit adequate performance for packaging, thermal insulation panels, acoustic boards, and low-load automotive interior components.
- CGF/cornflour composites, being biodegradable with good mechanical and thermal properties, have applications in construction (panels, insulation), packaging (trays, fillers), automotive interiors (dashboards, door panels), acoustic insulation (studios, enclosures), and sustainable furniture (tabletops, cabinets), offering eco-friendly alternatives to conventional synthetic materials across multiple industries.
- Further optimization of composite processing parameters and fiber-matrix interactions could potentially yield even greater improvements in mechanical performance.
- Overall, these findings support the utilization of *Calotropis gigantea* fiber in composite materials for various engineering applications, ranging from automotive

10.48047/jocaaa.2024.33.08.191

to construction industries, where enhanced mechanical properties are desired.

This study developed a fully biodegradable composite using *Calotropis gigantea* stem fibers and a cornflour-based matrix. Mechanical testing showed moderate tensile and flexural strength, with limited improvement at higher fiber content due to interfacial bonding issues and fiber agglomeration. The composites exhibited low thermal conductivity and good biodegradability, making them suitable for non-structural applications such as packaging and insulation. While the findings highlight the potential of CGF-based composites, further work is needed on fiber surface treatment and long-term durability to enhance performance and expand application scope.

## 5. References

1. Gopal, Ramesh & Subramanian, K. & Sathiyamurthy, S. & Muniyandi, Prakash. (2020). *Calotropis Gigantea* Fiber-epoxy Composites: Influence of Fiber Orientation on Mechanical Properties and Thermal Behaviour. *Journal of Natural Fibers*. 19. 1-13. 10.1080/15440478.2020.1848718.
2. A.V. Ratna Prasad, K. Mohana Rao, Mechanical properties of natural fibre reinforced polyester composites: Jowar, sisal and bamboo, *Materials & Design*, Volume 32, Issues 8–9, 2011, Pages 4658-4663, ISSN 0261-3069, <https://doi.org/10.1016/j.matdes.2011.03.015>.
3. Herlinasari, N., & Suteja, S. (2022). Pineapple Leaf Fiber Reinforced Polyester Composite Modified with Particles from Horse Dung Waste: Characterization of Mechanical Properties and Morphology. *Journal of Fibers and Polymer Composites*, 1(1), 20–33. <https://doi.org/10.55043/jfpc.v1i1.38>.
4. Ansari MA, Mali SL, Pawar SL, Pawar AC. Synthesis and characterization of banana fiber composite. *Journal of Polymer and Composites*. 2014;2:1-3.
5. Chinnasamy, Senthamaraikannan. (2020). Study on static and dynamic behavior of jute/sisal fiber reinforced epoxy composites. *Materials today: proceedings*. 46. 10.1016/j.matpr.2020.03.064.

10.48047/jocaaa.2024.33.08.191

6. Pothula Yamini, Spandana Rokkala, Shakriya Rishika, P. Meghana Rani, R. Arul Kumar, Mechanical properties of natural fiber reinforced composite structure, *Materials Today: Proceedings*, 2023, ISSN 2214-7853, <https://doi.org/10.1016/j.matpr.2023.04.547>.
7. Haydar U. Zaman, Mechanical Behavior of Calotropis Gigantea Fruit Bunch Fiber-Epoxy Composites. *International Journal of Composite Materials and Matrices*. 2024; 10(02): 45-58p.
8. Velusamy, Kalpana & Navaneetha krishnan, P. & Vendan, S. Arungalai & Saravana, Kumar. (2014). Experimental Investigations to Evaluate the Mechanical Properties and Behaviour of Raw and Alkali Treated King's Crown (*Calotropis Gigantea*) Fiber to be Employed for Fabricating Fiber Composite. *Applied Mechanics and Materials*. 598. 73-77. [10.4028/www.scientific.net/AMM.598.73](https://doi.org/10.4028/www.scientific.net/AMM.598.73).
9. Ganeshan, P. & Nagarajaganesh, B. & P., Ramshankar & Raja, K.Raja. (2018). *Calotropis gigantea* fibers – A potential reinforcement for polymer matrices. *International Journal of Polymer Analysis and Characterization*. [10.1080/1023666X.2018.1439560](https://doi.org/10.1080/1023666X.2018.1439560).
10. Rashid Hashmi, N Krishnamoorthy, S. Thulasi, Paramasamy S, D. Gouse Peera, Rajvardhan Jigyasu. Development of Bio-Based Polymer Composites for Sustainable Construction Materials. *Journal of Polymer and Composites*. 2025; 13(04):194-208.
11. R. Jeyapragash, V. Srinivasan<sup>1</sup> and S. Sathiyamurthy(2020). "Tensile, Flexural And Impact Behaviors Of Particulate/*Calotropis Gigantea* Stem Fiber Reinforced Epoxy Composites" *Journal of Engineering and Applied Sciences*, 32(12), Vol. 15. ISSN 1819-6608.
12. A. Suresh, A. Devaraju, L. Jayakumar, Analysis of the mechanical and wear properties of *Calotropis Gigantea* Stem Fiber/Flax Fiber as reinforcement epoxy hybrid composites, *Materials Today: Proceedings*, Volume 39, Part 1, 2021, Pages 827-833, ISSN 2214-7853, <https://doi.org/10.1016/j.matpr.2020.09.810.R.S>.

10.48047/jocaaa.2024.33.08.191

13. KG Ashok, GK SK, K K, Damodaran A, Chidambaranathan B. Calotropis gigantea stem fiber reinforced thermoset plastics: Interlaminar shear strength and related tribo-mechanical properties. Proceedings of the Institution of Mechanical Engineers, Part L: Journal of Materials: Design and Applications. 2022;237(4):886-905. doi:10.1177/14644207221129292
14. Pradiza, R. R., Junus, S., Asrofi, M., & Ilyas, R. A. (2024). Moisture Characteristics of Biocomposites from PVA/Cassava Starch Reinforced by Lemon Peel Fiber. *Journal of Fibers and Polymer Composites*, 4(1), 1–10. <https://doi.org/10.55043/jfpc.v4i1.218>.
15. Mallick, Pankar. (2007). *Fiber-Reinforced Composites: Materials, Manufacturing, And Design*. 10.1201/9781420005981.
16. Vinod, A. & R, Vijay & Singaravelu, D. Lenin. (2017). ThermoMechanical Characterization of Calotropis gigantea Stem Powder-Filled Jute Fiber-Reinforced Epoxy Composites. *Journal of Natural Fibers*. 15. 1-10. 10.1080/15440478.2017.1354740.
17. Sinha, Agnivesh Kumar, Narang, Harendra K. and Bhattacharya, Somnath. "Mechanical properties of natural fibre polymer composites" *Journal of Polymer Engineering*, vol. 37, no. 9, 2017, pp. 879-895. <https://doi.org/10.1515/polyeng-2016-0362>
18. J.O. Oboh, J.O. Okafor , A.S. Kovo , A.S. Abdulrahman, A.I. Okele, "Isolation of Cellulosic Nanoparticles from Coir Fibre for the Preparation of Natural Rubber Composites", *Journal of Polymer and composites*, Volume 6, Issue 1, 2321-2810.
19. MUNISAMY, Sakthivel & S, Ramesh. (2013). Mechanical Properties of Natural Fibre (Banana, Coir, Sisal) Polymer Composites. *SCIENCE PARK*, ISSN: 2321-8045. 1. 1-6.
20. Ganesh R Kalagi, Rajashekar Patil, Narayan Nayak, Experimental Study on Mechanical Properties of Natural Fiber Reinforced Polymer Composite Materials for Wind Turbine Blades, *Materials Today: Proceedings*, Volume 5, Issue 1, Part 3, 2018, Pages 2588-2596, ISSN 2214-7853, <https://doi.org/10.1016/j.matpr.2017.11.043>.

10.48047/jocaaa.2024.33.08.191

21. Velmurugan Ganesan, Vigneshwaran Shanmugam, Vasudevan Alagumalai, Babu Kaliyamoorthy, Oisik Das, Manjusri Misra, Optimisation of mechanical behaviour of *Calotropis gigantea* and *Prosopis juliflora* natural fibre-based hybrid composites by using Taguchi-Grey relational analysis, *Composites Part C: Open Access*, Volume 13, 2024, 100433, ISSN 2666-6820, <https://doi.org/10.1016/j.jcomc.2024.100433>.
22. Ashori A, Bahreini Z. Evaluation of *Calotropis gigantea* as a Promising Raw Material for Fiber-reinforced Composite. *Journal of Composite Materials*. 2009;43(11):1297-1304. doi:10.1177/0021998308104526
23. Salman, M., Zondi, Z., Mashuga, M., Bahadur, I., Kumar, S., Haque, J., Pandey, S., Mohammad, F. and El-khlifi, A. (2025), *Calotropis procera* Latex Extract as an Effective Green Corrosion Inhibitor for Mild Steel in Acidic Medium: Experimental and Quantum Chemical Approaches. *Asia-Pac J Chem Eng* e70010. <https://doi.org/10.1002/apj.70010>.
24. Sreenivasan, V. S., Somasundaram, S., Ravindran, D., Manikandan, V., & Narayanasamy, R. (2011). Structure, morphology and tensile properties of natural fibres, I. Effect of extraction conditions on the properties of Cora cotton fibres. *Fibers and Polymers*, 12(3), 388–394. <https://doi.org/10.1007/s12221-011-0388-9>.