

Relationship between chemical fertilization in sorghum and *Melanaphis sacchari/sorghii* (Hemiptera: Aphididae) populations

Relación entre la fertilización química en sorgo y las poblaciones de *Melanaphis sacchari/sorghii* (Hemiptera: Aphididae)

José Arturo Schlickmann-Tank^{1*}, Oscar Morales-Galván¹, Joel Pineda-Pineda¹, Gonzalo Espinosa-Vázquez², María Teresa Colinas-León³, and Mateo Vargas-Hernández¹

ABSTRACT

The aphid *Melanaphis sacchari/sorghii* is considered the most important pest of sorghum cultivation in Mexico. It can cause losses in production of up to 100%. This research was conducted at the Universidad Autónoma Chapingo during 2018 and 2019 with the objective of determining the relationship between chemical fertilization in sorghum and *M. sacchari/sorghii* (Hemiptera: Aphididae) populations. Different levels of nitrogen (125, 250 and 500 kg ha⁻¹), phosphorus (19.5, 39 and 78 kg ha⁻¹) and potassium (210 and 420 kg ha⁻¹) were supplied to sorghum plants planted in polyethylene pots with a capacity of 6 L under greenhouse conditions. The plants were infested with a total of 15 third-instar nymphs within 60 d of crop emergence. A total of 6 samplings were carried out at 7 d intervals, starting at 7 d after the infestation. Quantifications of total soluble proteins, total soluble sugars, reducing sugars, and levels of nitrogen, phosphorus, potassium and magnesium in leaf tissue were also performed. We observed that higher doses of nitrogen and phosphorus increased the aphid population, while increasing the potassium dose considerably decreased the aphid population. We also found a positive correlation between the aphid population and the total soluble protein concentrations, reducing sugars and nitrogen levels, while the correlation was negative with potassium levels in leaves.

Key words: nitrogen, phosphorus, potassium, sugarcane aphid.

RESUMEN

El pulgón amarillo *Melanaphis sacchari/sorghii* es considerado la plaga más importante del cultivo de sorgo en México, ya que puede provocar pérdidas de hasta 100% de la producción. La presente investigación se realizó en la Universidad Autónoma Chapingo durante los años 2018 y 2019 con el objetivo de determinar la relación entre la fertilización química en sorgo y las poblaciones de *M. sacchari/sorghii* (Hemiptera: Aphididae). Se suministraron diferentes niveles de nitrógeno (125, 250 y 500 kg ha⁻¹), fósforo (19.5, 39 y 78 kg ha⁻¹) y potasio (210 y 420 kg ha⁻¹) a plantas de sorgo sembradas en macetas de polietileno de 6 L de capacidad en condiciones de invernadero. Las plantas fueron infestadas con un total de 15 ninfas de tercer instar a los 60 d de emergido el cultivo. Se realizó un total de 6 muestreos a intervalos de 7 d, iniciando 7 d después de la infestación. También se realizaron cuantificaciones de proteínas solubles totales, azúcares solubles totales, azúcares reductores, y niveles de nitrógeno, fósforo, potasio y magnesio en tejido foliar. Se observó que las dosis más altas de nitrógeno y fósforo incrementaron la población del pulgón, mientras que al incrementar la dosis de potasio la población del pulgón disminuyó considerablemente. También se constató una correlación positiva entre la población del pulgón y las concentraciones de proteínas solubles totales, azúcares reductores y niveles de nitrógeno, mientras que con los niveles de potasio en hoja la correlación fue negativa.

Palabras clave: nitrógeno, fósforo, potasio, pulgón amarillo del sorgo.

Introduction

The sugarcane aphid *Melanaphis sacchari/sorghii* (Zehntner, 1897) (Hemiptera: Aphididae) is native to the African continent and has become an invasive pest attacking sorghum cultivation in the Americas (Zapata *et al.*, 2016). In 2013, it arrived in Mexico causing losses between 30 and

100% (Rodríguez-del-Bosque & Terán, 2015; Knutson *et al.*, 2016). It is considered a “super-clone” due to its low genetic diversity, but it has great potential for adaptation to various geographical and climatic regions (Nibouche *et al.*, 2018; Perales-Rosas *et al.*, 2019). This aphid feeds on phloem causing direct damage to the plant, and like most aphids it excretes honeydew. Honeydew is the result of excess sugar

Received for publication: 15 May, 2020. Accepted for publication: 11 December, 2020.

Doi: 10.15446/agron.colomb.v38n3.87308

¹ Maestría en Ciencias en Protección Vegetal, Universidad Autónoma Chapingo, Chapingo, Estado de Mexico (Mexico).

² Colegio de Posgraduados, Montecillo, Estado de Mexico (Mexico).

³ Departamento de Fitotecnia, Universidad Autónoma Chapingo, Chapingo, Estado de Mexico (Mexico).

* Corresponding author: al17131713@chapingo.mx



in the aphid's diet and is used as a food source by many other organisms. This results in the formation of black sooty mold that can reduce the photosynthetic capacity of the sorghum plant (Peña-Martínez *et al.*, 2018).

Different strategies have been implemented for the management of this pest, such as the delimitation of sowing dates, conservation of natural enemies, use of biological control, elimination of alternate hosts, etc. (Knutson *et al.*, 2016; De Souza & Davis, 2019). However, chemical control has become the primary control measure (Bowling *et al.*, 2016; Knutson *et al.*, 2016). Crop nutrition as a management tactic for *M. sacchari/sorghum* has not had much relevance, due to the scarce information on the subject. It is well-known that the availability of numerous nutrients affects the development and survival of herbivorous insects, since their biomass generally contains much higher concentrations of elements compared to plants (Boswell *et al.*, 2008). Nitrogen (N) fertilization strongly influences aphid population growth parameters; increased nitrogen is associated with higher nymph growth rates and, thus, increases the fecundity of many aphid species (Hosseini *et al.*, 2010; Chow *et al.*, 2011; Gash, 2012). Increased nitrogen fertilization can improve the nutritional quality and plant attractiveness for aphids by improving the dietary parameters of the phloem with an increase in the level of amino acids and nitrates in the host plants (Douglas, 2006; Fallahpour *et al.*, 2015). Recent studies have shown a marked increase in the population parameters of *M. sacchari/sorghum* with increased nitrogen fertilization (Lama *et al.*, 2019; Wilson *et al.*, 2020).

To date, no work has been reported on the relationship between potassium and phosphate fertilization with the population dynamics of *M. sacchari/sorghum*. However, it is known that potassium (K)-induced changes in plant metabolite concentrations are multiple and include potassium dependence on enzyme metabolism (including those associated with jasmonic acid and salicylic acid), photosynthesis, and long-range transport (Amtmann *et al.*, 2008). According to Venter *et al.* (2014), the application of potassium phosphate to wheat crops induces a certain degree of tolerance to the attack of the Russian wheat aphid (*Diuraphis noxia*). Phosphorus (P) can act as a host plant susceptibility modifier by changing secondary metabolites such as phenols and terpenes. When this occurs, the accumulation of phenolic compounds (tannins, lignin) acts as a barrier that has deterrent or directly toxic effects on herbivorous insects (Facknath & Lalljee, 2005). In some cases, such as those reported by Sinha *et al.* (2018), P produced a repressive effect on the insect population, where the

mustard aphid (*Lipaphis erysimi*) considerably decreased its population by applying high doses of this element.

The present study was carried out under the hypothesis that the nutritional imbalance in the sorghum crop influences the population density of *M. sacchari/sorghum*. Based on this hypothesis, the objective of this research was to determine the relationship between N, P and K and the populations of *M. sacchari/sorghum* (Hemiptera: Aphididae).

Materials and methods

Location and preparation of host plants

The experiment was conducted in a greenhouse of the Department of Agricultural Parasitology at the Universidad Autónoma Chapingo. In the establishment of the crop, seeds of hybrid sorghum UPM-219 were used, which has a high susceptibility to *M. sacchari/sorghum* attack. So, it was possible to observe the relationship between fertilization and the aphid population without the interference of other factors such as weather, natural enemies, etc.

Sorghum seeds were sown in polyethylene bags with a capacity of 6 L, which were filled with soil from the experimental field. This soil has a clay loam structure, with a content of 3.4% organic matter, 6.99 mg kg⁻¹ of phosphorus Bray, 363 mg kg⁻¹ of potassium and 5.33 mg kg⁻¹ of nitrogen as nitrate. Although N and P levels are considered low to medium for this type of soil, the K levels are considered medium to high. Five sorghum seeds were placed in each bag; 5 d after emergence the plants were thinned out, keeping the two most vigorous and largest plants. The irrigation kept the soil at levels close to field capacity, to maintain the optimal development of the crop.

Evaluated treatments

Five applications of fertilizer were carried out, the first at the time of sowing and the remaining every 7 d. This was done with the intention of minimizing the toxic effects of fertilizers on plants. The fertilizers were weighed with an Ohaus Adventurer® precision analytical balance and mixed in individual plastic bags and were applied manually in diluted water (solution). The fertilizers used were urea (46% N) as a source of N, Ca₃(PO₄)₂ (calcium phosphate) as a source of P, and KNO₃ (potassium nitrate) as a source of K, applied in three levels, based on previous analysis:

- Low level: half of the required dose.
- Medium level: optimal dose.
- High level: double the required dose.

The treatments consisted of combinations of the three nutrients mentioned above. For N and P three levels of fertilization were used (high, medium and low), whereas for K only two levels were used (high and medium), this because of the concentrations of the nutrient found in the soil. As an experimental unit, a 6 L plastic bag with two sorghum plants was used. For the calculation of the nutrient dose, the nutritional needs for a production of 8000 kg ha⁻¹ and a density of 180,000 plants ha⁻¹ were taken into account as proposed by Fontanetto *et al.* (2009). Regarding the final dose of fertilizers, the pre-existing concentrations of nutrients in the soil used for the study were considered, adding the necessary amounts of fertilizer needed to reach the stable dose. The experimental design used was a randomized whole block design with 12 treatments and six replicates. The treatments are described in Table 1.

TABLE 1. Fertilization rates provided to evaluate relationship between N, P and K fertilization and *M. sacchari/sorghii* population.

Treatments	Nitrogen	Phosphorus	Potassium
	kg ha ⁻¹		
T1	125	19.5	210
T2	125	39	210
T3	125	78	210
T4	250	19.5	210
T5	250	39	210
T6	250	78	210
T7	500	19.5	210
T8	500	39	210
T9	500	78	210
T10	125	39	420
T11	250	39	420
T12	500	39	420

Plant infestation

The plants were infested with 15 nymphs of *M. sacchari/sorghii* in the third instar (the number of nymphs was determined based on preliminary trials, where 15 nymphs were an optimal number for the development of the population) within 60 d of emergence of the crop. The nymphs used for the infestation were obtained from a purification brood; five adult females (obtained from an infested sorghum crop) were placed on 5 cm diameter circles of sorghum leaves, which were previously placed in Petri dishes with agar to maintain the turgidity of the leaves. These boxes were taken to a bioclimatic breeding chamber for 3 d (25 ± 1°C, R.H. 60 ± 5% and a 12:12 photoperiod). Twenty-four hours after the beginning of breeding, the adult females were removed and when the infestation of the plants took place, the breeding was homogenized leaving 15 third-instar nymphs in each circle.

Estimation of the density of *M. sacchari/sorghii* in the different treatments

The rapid monitoring scale proposed by Bowling *et al.* (2015) was used to estimate the aphid population. This consists of a diagrammatic scale that allows us to determine approximate numbers of aphids per leaf through images and averages. One lower and one upper leaf of each plant per pot were evaluated, performing a total of six samples at seven-day intervals, starting 7 d after infestation.

Biochemical components of sorghum

Two samples of leaf tissues were collected, one at the vegetative stage and the other at full bloom. Total soluble sugars were measured by the anthrone method proposed by Witham *et al.* (1971). Absorbance was measured at 600 nm with a Spectrophotometer (Bausch & Lomb, Rochester, NY, USA), and reducing sugars were measured by Somogyi's method (Somogyi, 1952), measuring absorbance at 540 nm in the spectrophotometer. Total soluble proteins were quantified using Bradford's method (Bradford, 1976) measuring absorbance at 595 nm in the spectrophotometer. Nitrogen, phosphorus and potassium were also analyzed. For N, the microKjeldahl method (Bremner, 1965) was used. For P, the molybdenum blue method (Murphy & Riley, 1962) for color development was used and absorbance was measured at 420 nm in a Spectrum-20 Spectrophotometer (Bausch & Lomb, Rochester, NY, USA). Potassium was determined by a flammometry Photometer Corning 400 (Corning Inc., NY, USA), and Mg content was measured by atomic absorption in Phyllis Pye SP9 Spectrophotometer (Pye Unicam Ltd. Cambridge, England).

Data analysis

The population data of *M. sacchari/sorghii* were subjected to an analysis of variance and means comparison test with the Tukey's method ($\alpha = 0.05$). The statistical analyses were performed using a generalized linear model using the GLIMMIX procedure. Since aphids have a contagion distribution, a Poisson distribution was considered as a link function to the natural logarithm. For the parameters of N, P, K, Mg, total soluble proteins, total soluble sugars and reducing sugars, the general model was used with the General Linear Model procedure. These analyses were performed with the SAS® software (Statistical Analysis System) version 9.4.

Results

Relationship between N, P and K fertilization with the *M. sacchari/sorghii* population

Figure 1 shows that the sugarcane aphid population is a function of the different levels of applied macroelements

N, P and K. Nitrogen was the element that had a significant effect ($P < 0.0001$) on the increase of the sugarcane aphid population, showing a positive correlation; in other words, the more nitrogen applied, the greater the density of aphids. This behavior has an arithmetical trend, given that when the N goes from 125 to 259 kg ha⁻¹, the aphid density almost doubles. However, after 259 kg ha⁻¹ the density of the sugarcane aphid showed a slight reduction that may be due to intraspecific competition (Applebaum & Heifetz, 1999). According to Honěk (1993), as the insect population increases, nutritional resources decrease, which results in a drop in fertility due to the smaller size of the females.

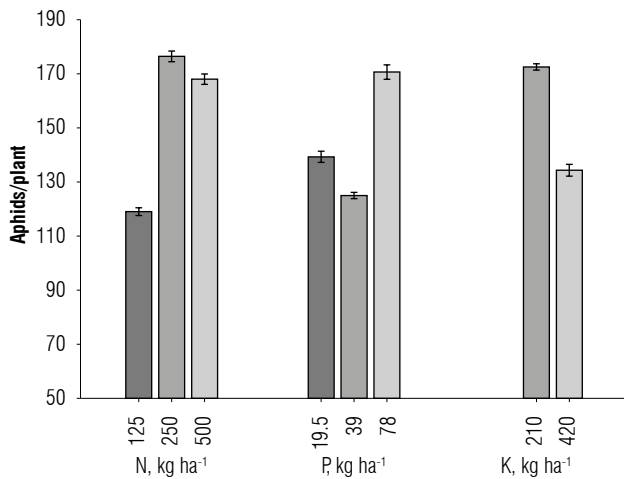


FIGURE 1. Relationship between N, P and K fertilization and *M. sacchari/sorghii* population. Bars indicate the standard error (SE).

In the case of phosphorus, a positive relationship with the sugarcane aphid density is observed, given that when the dose of P is increased, the density of the pest increases ($P < 0.0001$), that is, when the population increases by 36% from 39 kg ha⁻¹ to 78 kg ha⁻¹.

Contrary to the two previous elements, when the dose of potassium is doubled, a considerable reduction is observed in the number of aphids estimated per plant. Figure 2 shows the evolution of the sugarcane aphid population in response to different levels of fertilization, where a gradual increase in the upper levels of N and P fertilization is evident (Fig. 2 A-B), while the opposite was observed in the case of K (Fig. 2 C).

Effect of N, P and K fertilization on some biochemical components of sorghum leaves

In Tables 2 and 3, the results of the foliar analyses showed that N doses had a positive correlation with leaf N concentration. Similar results were obtained with P concentrations in response to P doses and K concentrations in response to K doses on both assessment dates. K, Mg, total soluble proteins, and total soluble sugar concentrations showed significant differences in the different doses of nitrogen applied, with a positive correlation with magnesium and total soluble proteins, and vice versa with K and total soluble sugars. However, for P and reducing sugar concentrations, nitrogen applications were not significant.

In both evaluations, phosphorus applications were not significant for N, K, total soluble protein and reducing sugar concentrations; however, the addition of phosphorus to the crop generated a significant effect on Mg and total soluble sugar concentrations, with a positive correlation in both cases.

Potassium applications to the crop showed a significant effect on the concentrations of reducing sugars and total soluble sugars, where a marked decrease in these can be observed with the increase of the dose of potassium.

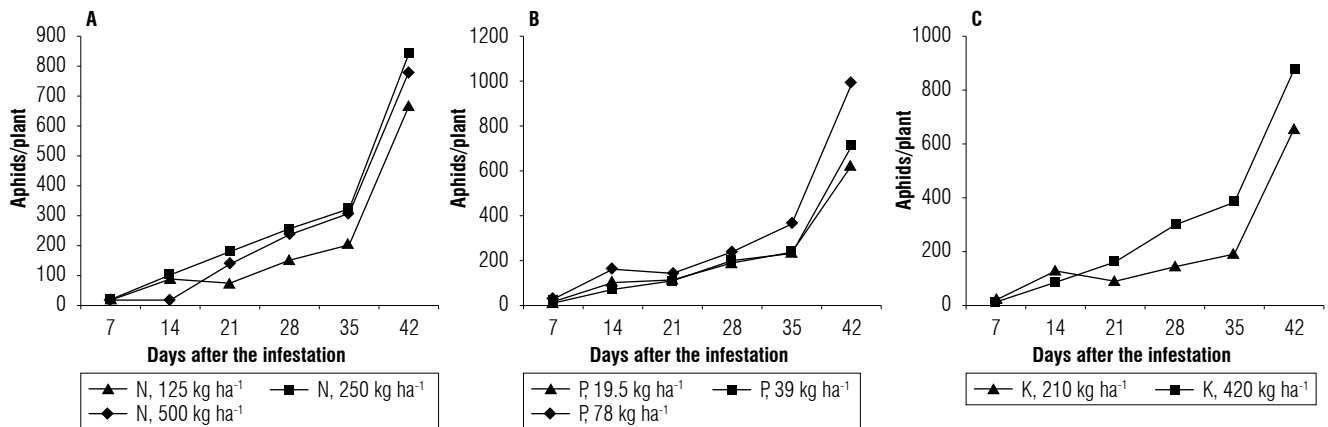


FIGURE 2. Population dynamics of *M. sacchari/sorghii* in response to different levels of N, P and K.

As for total soluble protein concentrations, Mg, N and P concentrations, potassium application was not significant (Tabs. 2 and 3). It can also be seen that in the second evaluation, all the biochemical components considered showed a decrease in their concentrations.

Relationships between the *M. sacchari/sorghu* population and biochemical components in sorghum leaves

Figure 3 summarizes all the relationships between the sugarcane aphid populations and the biochemical components of sorghum (N, P, K, Mg, total soluble proteins, total

TABLE 2. Effect of N, P and K on biochemical components at the vegetative stage of sorghum.

	Nitrogen (%)	Phosphorus (%)	Potassium (%)	Magnesium (%)	Total soluble proteins (%)	Total soluble sugars (g/100 g of fresh tissue)	Reducing sugars (mg of glucose/100 g of fresh tissue)
Fertilization levels							
Nitrogen levels							
125 kg ha ⁻¹	2.376	0.366	4.386	0.487	14.848	13.166	6.052
250 kg ha ⁻¹	2.600	0.382	4.331	0.597	16.251	12.195	6.215
500 kg ha ⁻¹	2.775	0.292	3.690	0.736	17.345	11.260	6.325
S. E. (±)	0.330	0.073	0.457	0.170	2.063	1.700	0.412
Phosphorus levels							
19.5 kg ha ⁻¹	2.559	0.284	4.119	0.490	15.993	10.667	6.361
39 kg ha ⁻¹	2.566	0.342	4.284	0.676	16.036	12.618	6.340
78 kg ha ⁻¹	2.644	0.417	4.056	0.586	16.528	12.925	6.803
S. E. (±)	0.330	0.073	0.457	0.170	2.063	1.700	0.412
Potassium levels							
210 kg ha ⁻¹	2.628	0.350	4.105	0.643	16.427	12.770	6.034
420 kg ha ⁻¹	2.450	0.336	4.229	0.798	15.313	10.618	6.903
S. E. (±)	0.330	0.073	0.457	0.170	2.063	1.700	0.412

S. E. = Standard Error of the mean.

TABLE 3. Effect of N, P and K on biochemical components at the reproductive stage of sorghum.

	Nitrogen (%)	Phosphorus (%)	Potassium (%)	Magnesium (%)	Total soluble proteins (%)	Total soluble sugars (g/100 g of fresh tissue)	Reducing sugars (mg of glucose/100 g of fresh tissue)
Fertilization levels							
Nitrogen levels							
125 kg ha ⁻¹	2.077	0.302	4.226	0.492	12.979	10.837	5.417
250 kg ha ⁻¹	2.689	0.309	3.942	0.495	16.807	8.681	5.525
500 kg ha ⁻¹	2.832	0.305	3.364	0.688	17.701	9.591	5.636
S. E. (±)	0.433	0.053	0.667	0.081	2.707	0.879	0.341
Phosphorus levels							
19.5 kg ha ⁻¹	2.399	0.234	3.874	0.478	14.997	9.519	6.281
39 kg ha ⁻¹	2.571	0.313	4.180	0.555	16.066	8.942	6.060
78 kg ha ⁻¹	2.590	0.362	4.141	0.646	16.188	11.410	6.504
S. E. (±)	0.433	0.053	0.667	0.081	2.707	0.879	0.341
Potassium levels							
210 kg ha ⁻¹	2.636	0.300	3.610	0.560	15.847	10.041	5.796
420 kg ha ⁻¹	2.524	0.320	4.547	0.552	15.774	8.688	3.517
S. E. (±)	0.433	0.053	0.667	0.081	2.707	0.879	0.341

S. E. = Standard Error of the mean.

soluble sugars and reducing sugars). The sugarcane aphid population was positively correlated with N ($r = 0.6935$), total soluble protein ($r = 0.7797$) and reducing sugar ($r = 0.5602$) concentrations, but it was negatively correlated with K ($r = -0.7692$) content in sorghum leaves.

Discussion

Fertilization is one of the most important pillars in agricultural production, and sorghum is no exception. The essential nutrients N, P and K that are applied to sorghum in different fertilizer forms maintain soil fertility and

prevent deficiencies of these nutrients from limiting the yield of this crop. The most commonly used nutrients in the cultivation of sorghum is N followed by P. Normally the recommendations for the application of the N, P, and K are at rates of 190, 40, and 0 kg ha⁻¹, respectively (Díaz de León *et al.*, 2008), but sometimes farmers exceed these levels with the expectation of obtaining a higher yield.

In this study, nitrogen fertilization showed an important impact on the sugarcane aphid population, with a significant increase in the population as the dose of N to the crop increased. Similar results were observed in the first report

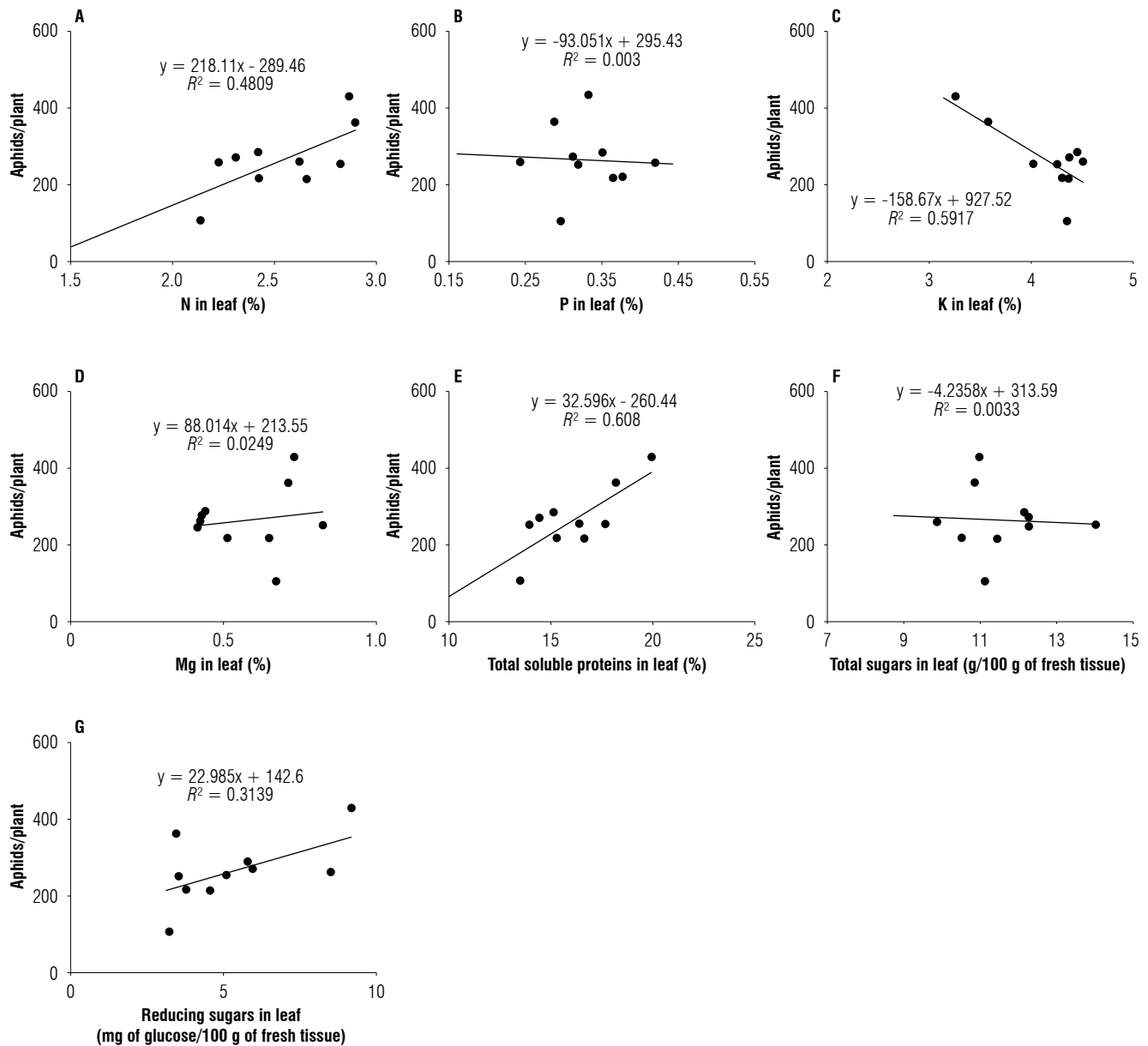


FIGURE 3. Relationships between the *M. sacchari/sorghii* population and biochemical components: nitrogen (N), phosphorus (P), potassium (K), magnesium (Mg), total soluble proteins, total soluble sugar content and reducing sugar content in sorghum plants.

on the influence of nitrogen fertilization on the sugarcane aphid by Lama *et al.* (2019). Several studies report that excessive nitrogen fertilization causes an increase in the aphid fertility rate, stimulating an excessive increase in the population (Aqueel & Leather, 2011; Rostami *et al.*, 2012; Hosseini *et al.*, 2015; Aziz *et al.*, 2018; Dong *et al.*, 2018). According to Bala *et al.* (2018), excessive doses of N result in green, succulent plants that attract pest populations. Plants with excessive nitrogen fertilization increase their dry weight, leaf area as well as their leaf chlorophyll content and grain yield. Together with the above, the increase in N dosage promotes the accumulation of proteins, free amino acids, and sugars that can attract insects. Contrasting results were obtained in the present study, where the content of total soluble proteins and reducing sugars showed a positive correlation with the sugarcane aphid population; these metabolites, in turn, had an increase directly proportional to that observed in the dose of N. Behmer (2009) proposes that the balance of nutrients in the diets of the animals is the basis of most parts of their physical condition, and he calls this the “geometrical framework”. This theory assumes that animals eat an optimal amount of food to meet their demand. Depending on the composition of the feed, this optimal amount determines their “target feed intake”, and as the individual moves away from the actual intake, the more significant the fitness costs will be. This theory contrasts with the results of our study, where a lower development of low-dose N in the sugarcane aphid population was observed. This theory suggests that aphids fed until their optimal N requirements were met, but in turn had an excess intake of carbohydrates (Tabs. 2 and 3). All this excess carbohydrate requires a fitness cost for disposal.

When increasing the N dose to double the plant requirement, a slight decrease in the sugarcane aphid population is noted. Sauge *et al.* (2010) observe that the population of *Myzus persicae* remained stable at low N levels and decreased slightly at high N levels, showing a parabolic response to the N level. The most considered hypotheses for this phenomenon are toxicity due to an excessive content of metabolites in the phloem of the plant and the decrease in fertility of females due to a decrease in size due to the scarcity of nutritional resources (Honěk, 1993).

Opposite results to those obtained in this study are reported by Choudhary *et al.* (2001) who observed a significant increase in the population of *Myzus persicae* in canola evasively fertilized with N. Instead, many research studies reinforce the findings obtained in our study. In a study with *Aphis craccivora* in ornamentals, Hosseini *et al.* (2015) observe that increasing nitrogen fertilization

levels dramatically increased the aphid population. In a study conducted by Sinha *et al.* (2018), an increase in the population of the aphid *Lipaphis erysimi* is reported with high doses of N in mustard. Similar results are obtained by Fallahpour *et al.* (2015) with the same pest in canola.

In our study, P showed a significant effect on the sugarcane aphid population, with an increase in the population being observed when high doses of P were administered to the crop. In a compilation of studies on the effects of plant nutrition on the order Hemiptera, Singh and Sood (2017) find that in 50% of the cases phosphorus fertilization has a positive correlation with the insect population, either increasing it or improving some biological parameter. In the other half of cases, the effect was reversed. Supporting the results of the present study, Rashid *et al.* (2014) find that raising the P dose in rice markedly increases the population of *Nilaparvata lugens*. Similar results are reported by Dash *et al.* (2007) on the same pest. El-Zahi *et al.* (2012) find that the application of P decreases the incidence of *Bemisia tabaci* in cotton. Supporting these results, Sinha *et al.* (2018) and Pandey (2010) observe a decrease in the population of the mustard aphid at high doses of P. Facknath and Lalljee (2005) mention that high concentrations of P decrease the attractiveness of the host to insect pests through the accumulation of phenolic compounds (tannin and lignin), which act as a barrier with deterrent or direct toxic effects on insects. Bala *et al.* (2018) mention that an excessive phosphorus fertilization can cause an exuberant growth of plants which is more attractive for some insects. In the case of the present study, this attraction can be explained by an increase in the total proteins generated by the increase in the P dose (Tab. 2), since a positive correlation was observed between the concentration of total leaf proteins and the sugarcane aphid population (Fig. 3).

It is now well understood that K influences several physiological and biochemical processes that are relevant to the susceptibility of plants to insects (Amtmann *et al.*, 2008). In our study, the increase of the K dose had a negative effect on the sugarcane aphid population. These results can be attributed to the fact that with high doses of K, N uptake by the plant decreased considerably, and a negative correlation with the concentration of reducing sugars was also observed (Tab. 4). Wyn-Jones and Pollard (1983) show that more than 60 enzymes depend on K activity, and many of them are involved in sugar and nitrogen metabolism. Low doses of K in crops result in an accumulation of soluble sugars, especially leaf reducers (Huber, 1984; Bednarz & Oosterhuis, 1999; Pettigrew, 1999). Potassium also plays the role of osmoregulator and long-distance transport of

metabolites, being indispensable for the mobilization of primary metabolites in the plant (Amtmann *et al.*, 2008), which may explain the accumulation of proteins in the leaves in our study.

Recent studies reinforce the strong influence of K on the development of herbivorous insects. Sinha *et al.* (2018) report that potassium fertilization reduces the attack of the mustard aphid *Lipaphis erysimi* on the crop. According to results obtained by Venter *et al.* (2014), the application of potassium to the wheat crop can induce a certain degree of tolerance to the attack of the Russian wheat aphid (*Diuraphis noxia*).

Conclusions

The results obtained in our study clearly showed that fertilization with N, P and K generated remarkable effects on the main nutritional parameters of sorghum and these, in turn, on the susceptibility of the crop to attack by *M. sacchari/sorghii*. The most notorious effect was observed in the total soluble proteins, reducing sugars, and concentrations of N and K in the leaf. Understanding the complex interactions that exist between the plant, the insect and the nutrients is the key to including crop nutrition in the management plan. The results obtained in this study can be used as a tactic to be considered for an integrated management of the pest in the sorghum crop.

Acknowledgments

Our sincere thanks to the Universidad Autonoma Chapingo for providing the necessary facilities for this study, and to the government of Mexico for the financial assistance provided. We also thank all the staff of the multiple use laboratory of the Department of Phytotechnology and the chemistry laboratory of the Department of Soils of the Universidad Autonoma Chapingo.

Author's contributions

JAST and OMG formulated the research goals and aims, JAST, OMG, JPP, GEV and MTCL developed the methodology, JAST, OMG and MVH verified the overall replication/reproducibility of the results/experiments, OMG and MVH applied the statistical techniques to analyze study data, JAST conducted the research and investigation process, JPP, GEV and MTCL provided the study materials, JAST prepared the initial draft, JAST and OMG carried out the critical review, commentary and revision of the manuscript, JPP, OMG, GEV, MVH and MTCL created the visualization/data presentation, and JAST and OMG managed and coordinated the research activity planning and execution.

Literature cited

- Amtmann, A., Troufflard, S., & Armengaud, P. (2008). The effect of potassium nutrition on pest and disease resistance in plants. *Physiologia Plantarum*, 133(4), 682–691. <https://doi.org/10.1111/j.1399-3054.2008.01075.x>
- Aqueel, M. A., & Leather, S. R. (2011). Effect of nitrogen fertilizer on the growth and survival of *Rhopalosiphum padi* (L.) and *Sitobion avenae* (F.) (Homoptera: Aphididae) on different wheat cultivars. *Crop Protection*, 30(2), 216–221. <https://doi.org/10.1016/j.cropro.2010.09.013>
- Applebaum, S. W., & Heifetz, Y. (1999). Density-dependent physiological phase in insects. *Annual Review of Entomology*, 44(1), 317–341. <https://doi.org/10.1146/annurev.ento.44.1.317>
- Aziz, S. M., Akter, T., Ali, M., Nasif, S. O., Shahriar, S. A., & Nowrin, F. (2018). Effect of nitrogen, phosphorus and potassium (NPK) application on insect pests infesting transplanting Aman rice (*Oryza sativa* L.). *Asian Research Journal of Agriculture*, 9(3), 1–15. <https://doi.org/10.9734/ARJA/2018/42953>
- Bala, K., Sood, A. K., Singh, V., & Thakur, S. (2018). Effect of plant nutrition in insect pest management: A review. *Journal of Pharmacognosy and Phytochemistry*, 7(4), 2737–2742.
- Bednarz, C. W., & Oosterhuis, D. M. (1999). Physiological changes associated with potassium deficiency in cotton. *Journal of Plant Nutrition*, 22(2), 303–313. <https://doi.org/10.1080/01904169909365628>
- Behmer, S. T. (2009). Insect herbivore nutrient regulation. *Annual Review of Entomology*, 54(1), 165–187. <https://doi.org/10.1146/annurev.ento.54.110807.090537>
- Boswell, A. W., Provin, T., & Behmer, S. T. (2008). The relationship between body mass and elemental composition in nymphs of the grasshopper *Schistocerca americana*. *Journal of Orthoptera Research*, 17(2), 307–313. <https://doi.org/10.1665/1082-6467-17.2.307>
- Bowling, R. D., Brewer, M. J., Knutson, A., Way, M., Porter, P., Bynum, E., Allen, C., & Villanueva, R. (2015). *Monitoreo de pulgón amarillo en sorgo* [Brochure]. https://cdn-ext.agnet.tamu.edu/wp-content/uploads/2016/03/sugarcane-aphid-guide-images-Espa%C3%B1ol_lista.pdf
- Bowling, R. D., Brewer, M. J., Kerns, D. L., Gordy, J., Seiter, N., Elliott, N. E., Buntin, G. D., Way, M. O., Royer, T. A., Biles, S., & Maxson, E. (2016). Sugarcane aphid (Hemiptera: Aphididae): A new pest on sorghum in North America. *Journal of Integrated Pest Management*, 7(1), 1–13. <https://doi.org/10.1093/jipm/pmw011>
- Bradford, M. M. (1976). A rapid and sensitive method for the quantitation of microgram quantities of protein utilizing the principle of protein-dye binding. *Analytical Biochemistry*, 72(1–2), 248–254. [https://doi.org/10.1016/0003-2697\(76\)90527-3](https://doi.org/10.1016/0003-2697(76)90527-3)
- Bremner, J. M. (1965). Inorganic forms of nitrogen. In A. G. Norman (Ed.), *Methods of Soil Analysis: Part 2 Chemical and Microbiological Properties* (pp. 1179–1237). American Society of Agronomy. <https://doi.org/10.2134/agronmonogr9.2>
- Choudhary, A. K., Ramesh, L., & Sharma, V. (2001). Incidence of mustard aphid (*Lipaphis erysimi* Kalt and *Myzus persicae* sulzer) in *Brassica* species at varying fertility levels in the mid-hill zone of Himachal Pradesh. *Insect Environment*, 7(2), 58–59.

- Chow, A., Chau, A., & Heinz, K. M. (2011). Reducing fertilization: a management tactic against western flower thrips on roses. *Journal of Applied Entomology*, 136(7), 520–529. <https://doi.org/10.1111/j.1439-0418.2011.01674.x>
- Dash, D., Rath, L. K., & Mishra, B. K. (2007). Studies on nutrient status in rice foliage and its relationship with leaf folder and brown planthopper incidence. *Indian Journal of Plant Protection*, 35(2), 243–247.
- De Souza, M. F., & Davis, J. A. (2019). Determining potential hosts of *Melanaphis sacchari* (Hemiptera: Aphididae) in the Louisiana agroecoscape. *Environmental Entomology*, 48(4), 929–934. <https://doi.org/10.1093/ee/nvz072>
- Díaz de León, T. J., Mejía, Á. C., & Hurtado, G. B. (2008). *Recomendaciones de fertilización para mejorar la nutrición* [Brochure]. Brócoli, INIFAP, Campo Experimental Bajío.
- Dong, Y. C., Han, P., Niu, C. Y., Zappalà, L., Amiens-Desneux, E., Bearez, P., Lavoit, A. V., Biondi, A., & Desneux, N. (2018). Nitrogen and water inputs to tomato plant do not trigger bottom-up effects on a leafminer parasitoid through host and non-host exposures. *Pest Management Science*, 74(3), 516–522. <https://doi.org/10.1002/ps.4750>
- Douglas, A. E. (2006). Phloem-sap feeding by animals: problems and solutions. *Journal of Experimental Botany*, 57(4), 747–754. <https://doi.org/10.1093/jxb/erj067>
- El-Zahi, E. S., Arif, S. A., Jehan, B. A., & Madeha, E. H. E. (2012). Inorganic fertilization of cotton field-plants in relation to sucking insects and yield production components of cotton plants. *Journal of American Science*, 8(2), 509–517.
- Facknath, S., & Lalljee, B. (2005). Effect of soil-applied complex fertiliser on an insect-host plant relationship: *Liriomyza trifolii* on *Solanum tuberosum*. *Entomologia Experimentalis et Applicata*, 115(1), 67–77. <https://doi.org/10.1111/j.1570-7458.2005.00288.x>
- Fallahpour, F., Ghorbani, R., Nassiri-Mahallati, M., & Hosseini, M. (2015). Demographic parameters of *Lipaphis erysimi* on canola cultivars under different nitrogen fertilization regimes. *Journal of Agricultural Science and Technology*, 17(1), 35–47.
- Fontanetto, H., Keller, O., Belotti, L., Negro, C., & Giailevra, D. (2009). Efecto de diferentes combinaciones de nitrógeno y azufre sobre el cultivo de sorgo granífero. *Informaciones Agronómicas*, (46), 21–23. [http://www.ipni.net/publication/ia-lacs.nsf/0/997A673515052C9F8525798400580E8B/\\$FILE/21.pdf](http://www.ipni.net/publication/ia-lacs.nsf/0/997A673515052C9F8525798400580E8B/$FILE/21.pdf)
- Gash, A. F. J. (2012). Wheat nitrogen fertilisation effects on the performance of the cereal aphid *Metopolophium dirhodum*. *Agronomy*, 2(1), 1–13. <https://doi.org/10.3390/agronomy2010001>
- Honěk, A. (1993). Intraspecific variation in body size and fecundity in insects: a general relationship. *Oikos*, 66(3), 483–492. <https://doi.org/10.2307/3544943>
- Hosseini, M., Ashouri, A., Enkegaard, A., Goldansaz, S. H., Mahalati, M. N., & Hosseinaveh, V. (2010). Performance and population growth rate of the cotton aphid, and associated yield losses in cucumber, under different nitrogen fertilization regimes. *International Journal of Pest Management*, 56(2), 127–135. <https://doi.org/10.1080/09670870903248827>
- Hosseini, A., Hosseini, M., Goldani, M., Karimi, J., & Madadi, H. (2015). Effect of nitrogen fertilizer on biological parameters of the cowpea aphid and associated productivity losses in common globe amaranth. *Journal of Agricultural Science and Technology*, 17, 1517–1528.
- Huber, S. C. (1984). Biochemical basis for effects of K-deficiency on assimilate export rate and accumulation of soluble sugars in soybean leaves. *Plant Physiology*, 76(2), 424–430. <https://doi.org/10.1104/pp.76.2.424>
- Knutson, A., Bowling, R., Brewer, M. J., Bynum, E., & Porter, P. (2016). *The sugarcane aphid: management guidelines for grain and forage sorghum in Texas*. Texas A&M AgriLife Extension and Research, Texas A&M University.
- Lama, L., Wilson, B. E., Davis, J. A., & Reagan, T. E. (2019). Influence of sorghum cultivar, phenological stage, and fertilization on development and reproduction of *Melanaphis sacchari* (Hemiptera: Aphididae). *Florida Entomologist*, 102(1), 194–201. <https://doi.org/10.1653/024.102.0131>
- Murphy, J., & Riley, J. P. (1962). A modified single solution method for the determination of phosphate in natural waters. *Analytica Chimica Acta*, 27, 31–36. [https://doi.org/10.1016/S0003-2670\(00\)88444-5](https://doi.org/10.1016/S0003-2670(00)88444-5)
- Nibouche, S., Costet, L., Holt, J. R., Jacobson, A., Pekarcik, A., Sadeyen, J., Armstrong, J. S., Peterson, G. C., McLaren, N., & Medina, R. F. (2018). Invasion of sorghum in the Americas by a new sugarcane aphid (*Melanaphis sacchari*) superclone. *PLoS One*, 13(4), Article e0196124. <https://doi.org/10.1371/journal.pone.0196124>
- Pandey, A. K. (2010). Effect of nitrogen, phosphorus and potash on mustard aphid and yield attributing characters of mustard in cold arid region (Ladakh). *Indian Journal of Entomology*, 72(2), 117–121.
- Peña-Martínez, R., Lomeli-Flores, R., Bujanos-Muñiz, R., Muñoz-Viveros, A. L., Vanegas-Rico, J. M., Salas-Monzón, R., Hernández-Torres, O. E., Marín-Jarillo, A., & Ibarra-Rendón, J. (2018). *Pulgón amarillo del sorgo, (PAS), Melanaphis sacchari (Zehntner, 1897), interrogantes biológicas y tablas de vida*. Fundación Guanajuato Produce.
- Perales-Rosas, D., Hernández-Pérez, R., López-Martínez, V., Andrade-Rodríguez, M., Alia-Tejagal, I., Juárez-López, P., Perdomo-Roldán, F., & Guillén-Sánchez, D. (2019). Evaluación de la antibiosis, antixenosis, y tolerancia de *Melanaphis sacchari/sorghum* en híbridos de sorgo. *Southwestern Entomologist*, 44(3), 763–770. <https://doi.org/10.3958/059.044.0321>
- Pettigrew, W. T. (1999). Potassium deficiency increases specific leaf weights and leaf glucose levels in field-grown cotton. *Agronomy Journal*, 91(6), 962–968. <https://doi.org/10.2134/agronj1999.916962x>
- Rashid, M., Jahan, M., Islam, K., Bari, M., & Haque, S. (2014). Effect of nutrient management on population growth of brown planthopper, *Nilaparvata lugens* (Stål). *Bangladesh Rice Journal*, 17(1–2), 38–48. <https://doi.org/10.3329/brj.v17i1-2.20900>
- Rodríguez-del-Bosque, L. A., & Terán, A. P. (2015). *Melanaphis sacchari* (Hemiptera: Aphididae): a new sorghum insect pest in Mexico. *Southwestern Entomologist*, 40(2), 433–434. <https://doi.org/10.3958/059.040.0217>
- Rostami, M., Zamani, A., Goldasteh, S., Shoushtari, R., & Kheradmand, K. (2012). Influence of nitrogen fertilization on biology of *Aphis gossypii* (Hemiptera: Aphididae) reared on *Chrysanthemum indicum* (Asteraceae). *Journal of Plant*

- Protection Research*, 52(1), 118–121. <https://doi.org/10.2478/v10045-012-0019-2>
- Sauge, M. H., Grechi, I., & Poëssel, J. L. (2010). Nitrogen fertilization effects on *Myzus persicae* aphid dynamics on peach: vegetative growth allocation or chemical defence? *Entomologia Experimentalis et Applicata*, 136(2), 123–133. <https://doi.org/10.1111/j.1570-7458.2010.01008.x>
- Singh, V., & Sood, A. K. (2017). Plant Nutrition: a tool for the management of hemipteran insect-pests - A review. *Agricultural Reviews*, 38(4), 260–270. <https://doi.org/10.18805/ag.R-1637>
- Sinha, R., Singh, B., Rai, P. K., Kumar, A., Jamwal, S., & Sinha, B. K. (2018). Soil fertility management and its impact on mustard aphid, *Lipaphis erysimi* (Kaltenbach) (Hemiptera: Aphididae). *Cogent Food and Agriculture*, 4(1), Article 1450941. <https://doi.org/10.1080/23311932.2018.1450941>
- Somogyi, M. (1952). Notes of sugar determination. *Journal of Biological Chemistry*, 195(1), 19–23. [https://doi.org/10.1016/S0021-9258\(19\)50870-5](https://doi.org/10.1016/S0021-9258(19)50870-5)
- Venter, E., Mansoor, C. V., Sibisi, P., & Botha, A.-M. (2014). Potassium phosphate induces tolerance against the Russian wheat aphid (*Diuraphis noxia*, Homoptera: Aphididae) in wheat. *Crop Protection*, 61, 43–50. <https://doi.org/10.1016/j.cropro.2014.03.015>
- Wilson, B. E., Reay-Jones, F. P. F., Lama, L., Mulcahy, M., Reagan, T. E., Davis, J. A., Yang, Y., & Wilson, L. T. (2020). Influence of sorghum cultivar, nitrogen fertilization, and insecticides on infestations of the sugarcane aphid (Hemiptera: Aphididae) in the southern United States. *Journal of Economic Entomology*, 113(4), 1850–1857. <https://doi.org/10.1093/jee/toaa121>
- Witham, F. H., Blaydes, D. F., & Devlin, R. M. (1971). *Experiments in plant physiology*. Van Nostrand Reinhold Company.
- Wyn-Jones, R. G., & Pollard, A. (1983). Proteins, enzymes and inorganic ions. In A. Läuchli, & R. L. Bielecki (Eds.), *Encyclopedia of Plant Physiology* (pp. 528–562). Springer.
- Zapata, S. D., Villanueva, R., Sekula, D., Esparza-Díaz, G., Duke, K., & Mutaleb, M. (2016, February 6–9). *The economic impact of the sugarcane aphid on sorghum production* [Conference presentation]. Southern Agricultural Economics Association's Annual Meeting, San Antonio, Texas, United States. <https://ageconsearch.umn.edu/record/229992>. <https://doi.org/10.22004/ag.econ.229992>