

Effect of the Solubility Model on Antisolvent Crystallization Predicted Volume Mean Size

D. J. Widenski*, A. Abbas **, J. A. Romagnoli*

*Chemical Engineering Department, Louisiana State University, Baton Rouge, LA 70803, USA (e-mail: [dwiden1](mailto:dwidens1@lsu.edu), jose@lsu.edu)

**School of Chemical and Biomolecular Engineering, University of Sydney, Sydney, NSW 2006, Australia (e-mail: alia@usyd.edu.au)

The use of predictive solubility models can be of great use for crystallization modelling, and can decrease the amount of experimental data needed to create a robust crystallization model. Predictive solubility models such as MOSCED, UNIFAC, NRTL-SAC, and the Jouyban-Acree model are compared against an empirical model for predicted solubility accuracy. The best models are subsequently compared against the empirical model for the antisolvent crystallization of acetaminophen in acetone using water. The effect of these solubility models on the predicted relative supersaturation and volume mean size profiles are investigated.

1. Introduction

Crystallization is an important unit operation for the production of pharmaceuticals, fertilizers, and fine chemicals. Optimal crystallization operation often requires a crystallization model. This crystallization model, typically based on population balances, requires a companion solubility model. Empirical solubility models have been extensively used in crystallization modelling (Zhou et al., 2006; Nagy et al., 2007; Nowee et al., 2008). It is of interest to understand how more predictive solubility models such as the MOSCED, NRTL-SAC, UNIFAC, and Jouyban-Acree models, can be incorporated into crystallization models and how their accuracy of predicting the solubility profiles influences the crystallization model prediction and optimal profile calculation. The outcome of combining predictive solubility modelling with the crystallization model is expected to reduce the need for solubility experimental data and consequently streamline the optimization of the crystallization process.

The solubility prediction is an important aspect of any crystallization model because its prediction is the basis for any crystallization phenomena. Crystallization is caused by supersaturation which is defined as the difference between the solution concentration and the equilibrium concentration (absolute supersaturation), or the ratio of the solution and equilibrium concentrations (relative supersaturation).

This paper investigates the effect of these solubility models on antisolvent crystallization predictions. Both the effect of the model on the predicted relative supersaturation profile and the effect on the volume mean size will be evaluated.

2. Solubility Models

Several predictive solubility models were considered for this study namely the MOSCED, UNIFAC, NRTL-SAC, and Jouyban-Acree models. Each of these models is capable of predicting the equilibrium profiles without additional solubility data, except for the Jouyban-Acree model. The Jouyban-Acree model requires two solubility data points, the solubility of the solute in the pure solvent and the solubility of the solute in the pure antisolvent. The ternary acetaminophen-acetone-water system is used as a model system in this study at 16 °C.

The MOSCED model (Lazzaroni et al., 2005), generates infinite dilution activity coefficients. In order to obtain a non infinite dilution activity coefficient, another activity coefficient model is required. The Van Laar, Wilson, and NRTL models were each combined with the MOSCED model to evaluate which would give the best prediction to known experimental data. The next solubility model considered is the UNIFAC model (Anderson and Prausnitz, 1978). The UNIFAC model predicts activity coefficients based on group contributions. The MOSCED and UNIFAC models predicted equilibrium profiles for acetaminophen in acetone and water are shown in Figure 1.

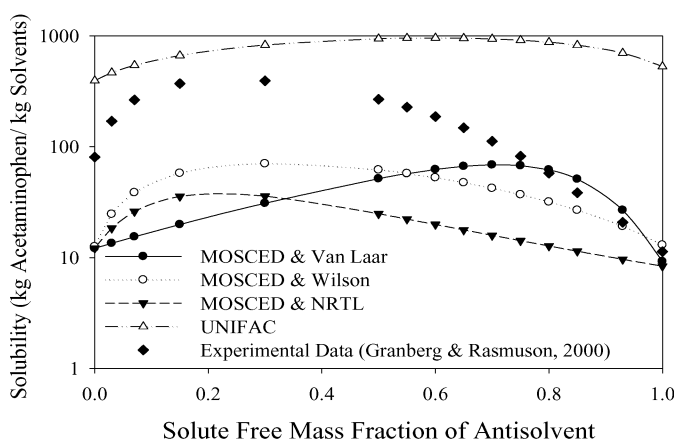


Figure 1: MOSCED & UNIFAC Solubility Predictions

The MOSCED models all give very poor solubility predictions. They all greatly underestimate the solubility. The NRTL and Wilson models give better estimates to the shape of the solubility curve than the Van Laar model does. The UNIFAC model is the worst of the models both greatly overestimating the solubility and weakly representing the shape of the curve.

The next solubility model considered is the NRTL-SAC model (Chen et al., 2004, 2006). The NRTL-SAC model is a NRTL activity coefficient model that they modified using segment theory in a similar way as the polymer NRTL model. The last predictive solubility model considered is the Jouyban-Acree model (Jouyban et al., 2006).

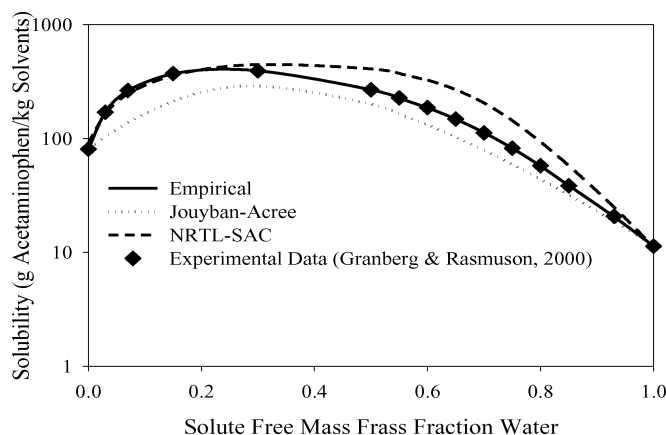


Figure 2: NRTL-SAC and Jouyban-Acree Solubility Predictions

The Jouyban-Acree model is a semi-empirical model developed to predict the solubility of pharmaceuticals in organic solutions. This model requires the solubilities of both pure components in a binary solute-solvent system, and predicts the solubility of a solute in a solvent mixture. The last solubility model considered is an empirical model generated from data from Granberg and Rasmuson (2000) by Zhou et al. (2006).

The NRTL-SAC and Jouyban-Acree solubility models both predict the equilibrium solubility much better than the MOSCED or UNIFAC models did. The empirical model fits the data very well and will be considered as the standard solubility model for benchmarking. Since the UNIFAC and MOSCED models gave such poor solubility predictions, only the NRTL-SAC and Jouyban-Acree models will be compared against the empirical model for crystallization volume mean size sensitivity.

3. Crystallization Model & Simulation

In order to evaluate the effect of the solubility model on the predicted crystal properties a crystallization model is needed. The crystallization model is comprised of a population balance with corresponding crystallization kinetics, a mass balance, and a solubility model (Nowee et al 2008; Widenski et al 2009). The population balance considered was for a crystallization system with size-independent crystal growth, and with negligible attrition and agglomeration. The antisolvent crystallization kinetics for acetaminophen in acetone with water as the antisolvent were taken from Zhou et al. (2006). The authors developed their kinetics from previous crystallization data performed by Granberg et al. (1999, 2001).

The simulations were executed using the gPROMS modelling package (Process Systems Enterprise, UK). The population balance was solved by backward finite difference discretization using 250 geometrically spaced intervals across the size axis from 0.5-1000 microns. To evaluate the effect of using different solubility sub-models on the predicted crystallization results two different antisolvent feed rates were used specifically 25 and 400 g/min. Both antisolvent simulations were done isothermally at 16 °C. The initial antisolvent solute-free mass fraction of water was 0.3 and the

antisolvent feedrate was added until the solute free mass fraction of water reached 0.8. The initial solvent mass was 1 kg, and the amount of acetaminophen added was equal to the equilibrium value of the solubility model used. After the antisolvent feed was stopped the simulation was continued for 10 min to consume any remaining supersaturation, and allow the solution to reach equilibrium.

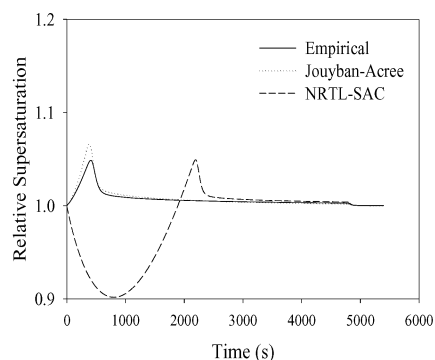


Fig. 3 Relative Supersaturation Profile for 25 g/min Antisolvent Feedrate.

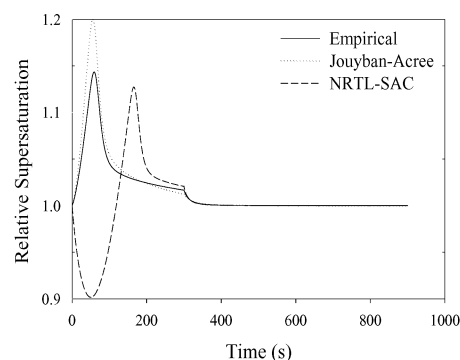


Fig. 4 Relative Supersaturation Profile for 400 g/min Antisolvent Feedrate.

Figure 3. shows the predicted relative supersaturation profiles for the 25 g/min antisolvent feed rate for the different solubility models. The empirical and Jouyban-Acree models result in similar profiles while the NRTL-SAC model deviates significantly. The variation in the NRTL-SAC supersaturation profile is due to the divergence of the NRTL-SAC equilibrium profile past 0.3 solute free mass fraction of water from the experimental data. The NRTL-SAC model predicts that the solubility of acetaminophen in the mixture does not decrease at the same composition that the empirical and Jouyban-Acree models decrease. It actually predicts a slight increase in equilibrium solubility which causes the decrease in relative supersaturation. Figure 4 shows the relative supersaturation profile for the 400 g/min feedrate. It shows the same behaviour as the lower feedrate with the exception that the profiles peak higher. This is expected because the higher feedrate should cause more nucleation due to excessive supersaturation.

The end product volume mean sizes (taken at time = 95 mins) for the 400 g/min feedrate are, as expected, smaller than for the 25 g/min feedrate. Figures 5 and 6 illustrate this; using the empirical model as a basis, the 400 g/min feedrate results in a volume mean size of 156 microns, but under a feedrate of 25 g/min, the volume mean size increases to 192 microns. These figures also show that the NRTL-SAC model overpredicts, while the Jouyban-Acree model underpredicts the volume mean size for both feedrates. In addition, the figures show that the prediction is more dependent to the solubility model for the 25 g/min feedrate than the 400 g/min feedrate. Intermediate feedrates between 25 and 400 g/min were then simulated with results displayed in Table 1.

Since the empirical model best matches the experimental data, its predictions are assumed to be accurate, and are used to assess the other two models. At the higher feedrate the prediction for both models improves. This is attributed to the relative difference in the nucleation rates under the two feed profiles.

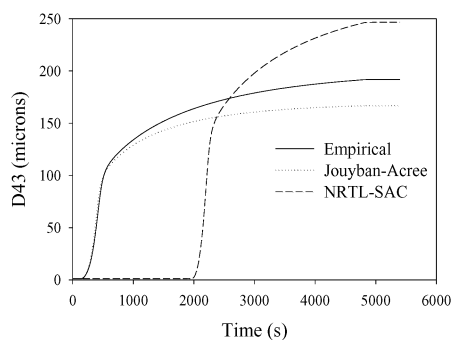


Fig. 5 Volume Mean Size Profile for 25 g/min Antisolvent Feedrate.

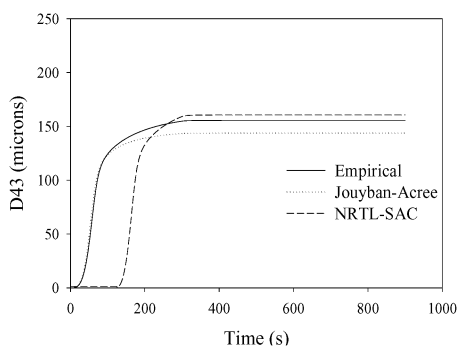


Fig. 6 Volume Mean Size Profile for 400 g/min Antisolvent Feedrate.

The nucleation rate is lower under the lower feedrate while crystal growth becomes the dominant kinetic. The solubility model affects the size prediction over a longer period of time accumulating a larger error. In other words, when nucleation is the primary mechanism (i.e. under higher antisolvent feed rates), crystal formation occurs very rapidly. Thus, the supersaturation curve only affects crystallization for a shorter period of time. This follows that the solubility profile is in turn only influential on the size prediction for a shorter period of time. In contrast, when the crystallization process is growth dominated, the crystallization process is more affected by the longer enduring supersaturation profile. The Jouyban-Acree model results in an almost perfect size prediction in the early stages of the crystallization as opposed to the delayed nucleation of the NRTL-SAC model. This is attributed to the divergence of the NRTL-SAC equilibrium profile from the experimental data past 0.3 solute free mass fraction of water and such error will propagate into model-based optimisation calculations. A common crystallization objective function is to minimize undesired nucleation. We show in a companion paper that the solubility model has a great affect on the predicted optimal antisolvent feed profiles (Widenski et al., 2009).

Table 1. Predicted end product Volume Mean Size for Each Solubility Model.

Antisolvent Feedrate (g/min)	Solubility Model Predicted Volume Mean Size (microns)					
	Empirical	Jouyban - Acree	% Error	NRTL-SAC	% Error	
25	192	167	13.0	247	28.6	
50	170	150	11.8	205	20.6	
100	158	142	10.1	180	13.9	
200	154	141	8.4	166	7.8	
400	156	144	7.7	160	2.6	

4. Conclusion

This paper evaluated different predictive solubility models for use in crystallization population balance formulations for acetaminophen crystal size prediction. The MOSCED and UNIFAC models were very poor predictors of the equilibrium solubility. However, the Jouyban-Acree and NRTL-SAC predictions showed closer agreement to experimental data.

The crystallization model's predicted relative supersaturation and volume mean size were shown to still be significantly influenced by the better Jouyban-Acree and NRTL-SAC models, highlighting the caution one needs to take in selecting the right solubility formulation. As the antisolvent feedrate decreased, the solubility model error had a greater effect on the predicted volume mean size. Not only affecting mean size, the solubility model also can predict delayed nucleation phenomena, such as for the NRTL-SAC model. Since the solubility model is hypothesized to have a greater effect on growth dominant antisolvent crystallization experiments, this may have a large effect on both seeded antisolvent crystallization and antisolvent optimization.

References

- Anderson T.F., Prautsnitz J.M., 1978, Application of the UNIQUAC Equation to Calculation of Multicomponent Phase Equilibria 2: Liquid-Liquid Equilibria, *Industrial & Engineering Chemistry Process Design and Development*, 17-4, 561-567.
- Chen C.C., Crafts P.A., 2006, Correlation and Prediction of Drug Molecule Solubility in Mixed Solvent Systems with the Nonrandom Two-Liquid Segment Activity Coefficient (NRTL-SAC) Model, *Industrial & Engineering Chemistry Research*, 45, 4816-4824.
- Chen C.C., Song S., 2004, Solubility Modelling with a Nonrandom Two-Liquid Segment Activity Coefficient Model, *Industrial & Engineering Chemistry Research*, 43, 8354-8362.
- Granberg R. A., Bloch D. G., Rasmuson A. C., 1999, Crystallization of Paracetamol in Acetone-Water Mixtures, *Journal of Crystal Growth*, 198/199, 1287-1293.
- Granberg R. A., Ducreux C., Gracin S., Rasmuson A. C., 2001, Primary Nucleation of Paracetamol in Acetone-Water Mixtures, *Chemical Engineering Science*, 56, 2305-2313.
- Granberg R.A., Rasmuson A.C., 2000, Solubility of Paracetamol in Binary and Ternary Mixtures of Water, *Journal of Chemical & Engineering Data*, 45, 478-483.
- Jouyban A., Chan H.K., Chew N.Y.K., Khoubnasabjafari M., Acree, Jr. W.E., 2006, Solubility Prediction of Paracetamol in Binary and Ternary Solvent Mixtures Using Jouyban-Acree Model, *Chemical and Pharmaceutical Bulletin*, 54-4, 428-431.
- Lazzaroni M., Bush D., Eckert C., 2005, Revision of MOSCED Parameters and Extension to Solid Solubility Calculations, *Industrial & Engineering Chemistry Research*, 44, 4075-4083.
- Nagy Z.K., Fujiwara M., Braatz R.D., 2007, Recent Advances in the Modelling and Control of Cooling and Antisolvent Crystallization of Pharmaceuticals, 8th International Symposium on Dynamics and Control of Process Systems, Cancun, Mexico, 2, 29-38.
- Nowee S.M., Abbas A., Romagnoli J.A., 2008, Antisolvent Crystallization: Model Identification, experimental validation, and dynamic simulation, *Chemical Engineering Science*, 63, 5457-5467.
- Widenski D.J., Abbas A., Romagnoli J.A., 2009, Evaluation of the Effect of the Solubility Model on Antisolvent Crystallization Optimization, 7th International Symposium on Advanced Control of Chemical Processes, Istanbul, Turkey, Submitted.
- Zhou G.X., Fujiwara M., Woo X.Y., Rusli E., Tung H.H., Starbuck C., Davidson O., Ge Z., Braatz R.D., 2006, Direct Design of Pharmaceutical Antisolvent Crystallization through Concentration Control, *Crystal Growth and Design*, 6-4, 892-898.